

IATI Tool Guide

TOOLS, RESOURCES, AND SUPPORT ORGANIZATIONS

TABLE OF CONTENTS

INTRODUCTION	1
DATA USE TOOLS	3
D-portal	5
Perspective	10
IATI Studio Chart Builder	15
IATI Datastore CSV Query Builder	17
IATI Registry	20
Organization Open Data Portals	23
IATI Dashboard	27
Org File Visualiser	30
DATA PUBLISHING	33
AidStream	34
Spreadsheets2IATI Converter	36
SQL to IATI Database	37
Open Aid Geocoder & AutoGeocoder	38
OpenAid Publisher's Toolchain	41
IATI Validator	43
Data Quality Tester	45
Data Workbench	48
IATI Data Quality Feedback	50
IATI-AIMS INTEGRATION	52
IATI-AIMS Import Tool	53
Bangladesh IATI-AIMS Import Tool	54
APIS AND TECHNICAL TOOLS	57
IATI Registry and Datastore API	58
OIPA	60
PyIATI	63
RESOURCES FOR UNDERSTANDING THE STANDARD AND DATA	64
Introduction to IATI	65
A Guide to IATI	65
IATI-AIMS Training Guide	66
GUIDELINES FOR PUBLISHING TO IATI	67
How to Use the IATI Standard-Dutch Publication Guidelines for Implementing Partners	68
DfID IATI Guidelines	68
Using IATI: A Guide for NGOs	69
IATI Publishing Essentials	69
IATI Data Publishing	70
IATI SERVICE PROVIDERS	71
ANNEX ONE	76

INTRODUCTION

This IATI Tool Guide aims to serve as a resource to IATI data users by providing comprehensive information on the various IATI tools, resources, and support organizations available. In addition to providing tool descriptions and use case scenarios, the guide also outlines steps to fulfil the use cases. Creation of the IATI Tool Guide was funded through the IATI Data Use Fund.

Development Gateway (DG) developed this Guidebook through a combination of desk research and key informant interviews with data users at NGOs, CSOs, and donor organizations (See Annex 1 for a full list of interviewees). Certain tool creators were also interviewed to verify information about the tools intended audience, functions, and use.

HOW TO USE THIS GUIDE

The Guidebook is targeted towards key user groups of IATI data. Each tool and resource has been tagged with which user group is most likely to benefit from this tool. Use cases and steps outline how specific user groups can use the tool for specific intended outcomes. To easily identify key tools and resources that might be beneficial, the Table of Contents has each tool/resource listed and the following user group icons identify which tools each user group will refer to:



Recipient Country Government

Country governments that are receiving benefit from the IATI data and tools; or are looking to begin doing so. Recipient country governments are able to use IATI tools to identify and reach out to potential new donors, identify data needs, and understand regional priorities, among other uses.



NGO/CSO

Non-governmental organizations (NGOs) are organized at the local, national, or international level; serving an advocacy- or service-based role in society that benefits from IATI data use tools. Civil society organizations (CSOs) include all non-market and non-state organizations in which people organize to pursue shared interests in the public domain. These groups might publish to IATI, and benefit from IATI tools in pursuing their goals in social, economic, and cultural activities.



Donor Organization

Donor organizations publish data to IATI, and use the IATI tools in this guidebook to ease processes of doing so. Levels of data publishing specificity and quality by donors varies across organizations but in order to reap the full benefits of IATI, donor organizations must invest in full data reporting to build quality and effectiveness of IATI.



Researcher

Researchers are those looking to build and verify the body of information published to IATI. Researchers use IATI tools to understand the data ecosystem in specific sectors and regions, answer key research questions, verify the quality of data, and conduct analyses. They may work for a donor organization, NGO or CSO, but in this context are focused on data analysis.



IATI Publishing Organization

Donors and NGO/CSOs would also fall into this category, but this category focuses on any organization publishing to IATI. IATI publishing organizations often use IATI tools covered in this guidebook to ease and automate the publishing process, as well as to check and verify data quality before or after publishing.



Media/Journalist

Media/Journalists in this context are any actors using IATI to check sources on development activities for news stories.



Tool Builders

Tool builders are typically hired by other organizations to develop transparency portals, data visualization tools, integration tools, etc. They need to be able to access IATI data and understand how to properly use/display the data in the tools.

The Guidebook is divided into six sections, allowing users to easily navigate to sections covering the kind of tools and resources most interesting to them. These sections are as follows:

Data Use Tools

Tools that allow users to view, download, analyze, and interpret IATI data.

IATI-AIMS Tools

Tools that allow users to import IATI data into country Aid Information Management Systems (AIMS).

API and Tech Tools

APIs and tools that allow developers to access IATI data and build tools around the IATI standard.

Data Publishing

Available tools that organizations that are publishing data to IATI, including tools that are used to check and improve data quality and completeness.

Resources for Understanding and Using IATI Data

A list of available guide documents and courses that help publishers and users understand IATI data.

Service Providers

A list of the various organizations that provide support services to IATI users, around publishing, data quality, and tool building.

DATA USE TOOLS

This section details tools that enable to use of IATI data in various formats, including visualizations such as charts and maps, user friendly view of the data, and Excel exports. Use cases provide examples of how the tools could be used, many of these are based on examples given through key stakeholder interviews.

Search IATI data on development and humanitarian activities on specific events or themes more easily. [Find out more about updated features and how it works.](#)

EXPLORE filters ABC Clear all filters

RECIPIENT COUNTRY SECTOR GROUP ACTIVITY STATUS
PUBLISHER SECTOR YEAR RANGE
POLICY MARKER

Explore Results

Type (eg. Ebola) or select filters to narrow your search

Where is the data from?

Data in the search function is built from the database which updates everyday at GMT +0 with new data fetched from the IATI Registry.

Countries reported by publishers are using ISO3166 Alpha-2, IATI publisher ID comes straight from the IATI Registry database. For attribution and links to data sources, go here.

development **d-portal.org** BETA FAQ Settings ⚙️

EXPLORE filters Refine Search

healthcare
TEXT SEARCH

[About IATI Publisher](#) | [About this data](#) | [About data quality](#)

Current figures

Active Projects 667	Ended Projects 1262	Total Projects 2017
Other Projects: 87	Planned Projects 1	IATI Publishers 126

Data from IATI Registry on 2018-08-28

Where does the money come from? (IATI all years)

5,983,240 USD (30%)	World Bank Group
5,182,430 USD (27%)	The OPEC Fund for International Development
3,504,030 USD (18%)	Food and Agriculture Organization of the United Nations (FAO)
2,463,600 USD (12%)	EU Institutions
2,507,007 USD (13%)	3 More

This is a heat map of all activities that have been provided with precise locations.

▲ 62% of activities have provided exact locations. [View all](#)



d-PORTAL

www.d-portal.org/

Developed by Wet Genes, managed by Development Initiatives



Filter Project Data



Mapped Project Locations



Export to CSV

INTENDED AUDIENCE

d-portal was originally created in advance of the High Level Meeting of the Global Partnership for Effective Development Cooperation to quickly and easily showcase the data published to IATI. Since then, it has become an essential tool for those trying to access and understand IATI data, and is the most widely known tool for accessing IATI data. It aims to provide line ministries, parliamentarians, and civil society with information that can assist with the planning and monitoring of development activities.

DESCRIPTION

Displays IATI data, in addition to some data from the OECD's CRS. Allows users to filter IATI project data by key fields such as recipient country, sector, publisher, activity status, policy maker, and year range. Users can also free type keywords to search. Includes charts on funders and recipient countries, a map of project locations, and includes a project list with title, publisher, end date, and outgoing commitment for each. Includes a table of financial information for three years at a time, which can be exported into CSV format. Users can also drill down to look at more detailed information for a specific project. The tool does not yet include all IATI fields, but it links to the IATI registry where users can access the full IATI file for that publisher.



USE CASES

USE CASE Identifying current donors not currently reporting to country AIMS

USER: Recipient Country Government

STEPS

1. Filter recipient country to country of interest.
2. Click on the chart titled “Where does the money come from?” to view a list of all donors.
3. Review the list to identify donors that have not been reporting to the country’s AIMS.
4. Click on the donor’s name to get a full list of projects.
5. Click on any project titles to drill down on projects to get more detailed project information.

INTENDED OUTCOME: Once this data has been located, it can be used to coordinate with the donor organization around development objectives. The data could be imported into the country AIMS and included in government’s current process for development monitoring, collaboration, and coordination.

USE CASE Identifying potential new donors to a developing country

USER: Recipient Country Government

STEPS

1. Filter recipient country to a country that is similar to your own country in terms of development issues. Filter for sector group if looking for funder in specific sector.
2. Click on the chart titled “Where does the money come from?” to view a list of all donors.
3. Review the list to identify donors that are not currently providing support in your country.
4. Click on specific donor’s names to get a full picture of whether they do work relevant to your own country’s development issues.
5. If the donor is identified as relevant, begin outreach, such as inviting the donor to a conference or scheduling a meeting.

INTENDED OUTCOME: Country governments are able to identify and reach out to potential new donors that are interested in topics relevant to their development needs.

USE CASE Showcasing IATI Data to exhibit the value of IATI

USER: Donor, NGO/CSO, IATI Publishing Organization

STEPS

1. Filter “Publisher” to either your own organization or a similar organization if your organization is not yet publishing to IATI.
 2. Show current figures on active and ended projects to show their scope.
 3. Show the charts that display what countries and sector the funding has gone to.
 4. Show the heatmap of project locations, if location data has been reported.
 5. Show the list of active projects and click on a project title to show the detailed project information.
-

INTENDED OUTCOME: The other party, either internal or external, is able to understand what kind of data is reported to IATI, and understands that this data is already public and accessible.

USE CASE Checking how published data looks live

USER: IATI Publishing Organization

STEPS

1. Publish a new IATI file to the registry, and wait until d-portal is updated the next day.
 2. Open d-portal, and filter “Publisher” to your own organization. Filter for any other useful identifiers, such as recipient country, sector group, or activity status. Alternatively, enter the title of a project into the keyword search that has known updates or changes since the latest d-portal update.
 3. Scroll through the list of projects, click on the project, and check that the newly updated data is showing correctly.
 4. Make any data tweaks or changes if it is not.
-

INTENDED OUTCOME: The user is able to confirm that new changes have been processed and are showing as expected on d-portal.

USE CASE Creating project proposals

USER: NGO/CSO

STEPS

1. Filter by the sector and by recipient countries that the organization is interested in working in, if interested in pursuing funding by a specific donor, filter publisher by the specific organization.
 2. Review the list of projects at the bottom, click on specific ones that seem to fit the interest of the organization.
 3. Review project information to identify what type of projects have been funded previously, the amount of funding provided, and who the funder has partnered with in the past.
 4. Use this information to identify an implementation approach that might build on what has already been accomplished, identify possible competition and/or partners that have been successful bidding with this funder in the past, and get a sense of the amount of funding the funder has previously provided for this type of effort.
-

INTENDED OUTCOME: The NGO/CSO is able to build a more comprehensive and detailed project proposal that fits the sector and funding environment. Additionally, the organization is able to understand how much funding might be allocated towards the work based on past allocations, and identify possible partners or competitors to be aware of.

USE CASE A story lead or report mentions a development project, and as a journalist, the user wants to confirm some basic information about the project.

USER: Media/Journalist

STEPS

1. Filter “publisher” for the donor organization, and select recipient country and sector group. Alternatively, use the keyword search to search for the activity title if available.
 2. Search through the list of projects to identify the project in question.
 3. Click on the project title (might need to review many projects if titles are not descriptive enough, or don’t seem to match the story), and review the project information.
 4. Depending on what information has been published, the journalist can now verify the project dates, funding/how much funding has already been disbursed, what organizations are involved, where the project is taking place locally, and potentially even some of the results indicators and progress.
 5. The journalist can reference this page (and the data referenced) to either confirm or negate specific information about the project that may have been shared in the original report or article.
-

INTENDED OUTCOME: The journalist is equipped with another source to reference, and is able to cross-reference and support or negate development project information received from the previous source.

Start typing to search for a country, sector, donor, organization...



ACTIVITIES (822)

RECEIVING COUNTRIES (102)

RECIPIENT REGIONS (12)

SECTORS (68)

ORGANIZATIONS (54)

822 results

in IATI data source

SAVE FILTERED DATA

filters Remove filters

DAC Sectors

COMMODITY AID AND GENERAL PROGRAMME ASSISTANCE - 500

Activity progress

Implementation

Hierarchy

1st level activity

SORT BY: START DATE (ASC)

List

Activity title	Reporting Org	Start date	End date	Budget	Sectors
Warenhilfe VIII	DE-1	28 Jun 1991		EUR 4.8M	Import support (commodities)
DK-1-49056	Ministry of Foreign Affairs, Denmark			DKK 160M	Public Finance Management (PFM), General budget support-related aid... show more
POVERTY REDUCTION SUPPORT	Ministry for Foreign Affairs of Finland			0.0	General budget support-related aid
XM-DAC-3-1-65899	Ministry of Foreign Affairs, Denmark			45M	Education policy and administrative management, Education facilities and training... show more
The Emerging Africa Infrastructure Fund Ltd	Private Infrastructure Development Group	18 Dec 2001		USD 390M	General budget support-related aid
pré-engagement dont dépendront les contrats BG (A.P. 113172)	European Union (EU)	01 Aug 2002		0.0	Food aid/Food security programmes
FOOD SECURITY 2002 MALAWI - ONG LO30926/99-5561/2000-51612/2001	European Union (EU)	06 Aug 2002		0.0	Food aid/Food security programmes
GENERAL BUDGET SUPPORT	Ministry for Foreign Affairs of Finland			0.0	General budget support-related aid
XM-DAC-3-1-96094	Ministry of Foreign Affairs, Denmark			67M	Public sector policy and administrative management, Public Finance Management (PFM)... show more
Infrastructure Development Collaboration Partnership	Private Infrastructure Development Group	26 Jun 2003		0.0	General budget support-related aid

The Emerging Africa Infrastructure Fund Ltd

OVERVIEW

DETAILED REPORT

Start date planned: No data available | Start date actual: 18 Dec 2001 | End date planned: No data available | End date actual: No data available

Last project update: 02 Nov 2017

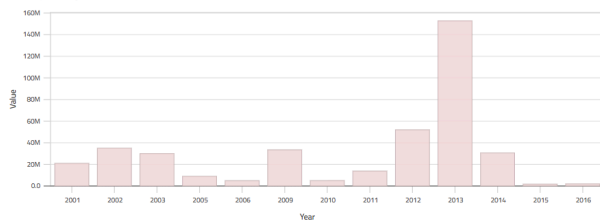
Status: Implementation

Beneficiary country: Information not available

Total budget: USD 390M

Budget spent: 0.0

Project budget vs actual spend



Total expenditure: USD 420k

Activity count: 1

Data source: -

Explore which sectors the money go in

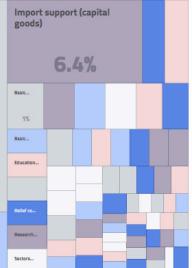
Food aid/Food security programmes

General budget support-related aid

41.2%

23.8%

6.9%





PERSPECTIVE

www.aidperspective.org

Developed by Zimmerman and Zimmerman



Filter Project Data



Create Charts



Save Query



Share

INTENDED AUDIENCE

Perspective is intended for use by country governments, CSOs, NGOs, researchers, and donors interested in monitoring development funds and activities.

DESCRIPTION

Currently in beta, this data portal allows users to search through IATI data, save and share their queries, create ad hoc charts, and set notifications to alert the user when data is updated. Themed pages also provide standard charts based on search results.



USE CASES

USE CASE Understanding development efforts by other actors in a particular sector/ geography/government to improve planning and coordination

USER: Donor, NGO/CSO

STEPS

1. Click Explore IATI Data.
2. Filter by relevant geo-location, and/or sector.
3. Review list of projects to identify projects and organizations working on similar development issues.
4. Click on Activity Title to get more specific project information.

INTENDED OUTCOME: Development partners are able to identify and reach out to organizations they could partner and coordinate with.

USE CASE Quickly visualizing an overview of all organizations working on a particular subject, sector, region, or country, in order to build better understanding in the lead up to a meeting or event on the subject

USER: Donor, NGO/CSO

STEPS

1. Click Explore IATI Data.
2. Click on the Organizations tab.
3. Filter for relevant sector, geo-location, or type in a keyword in the search bar.
4. Review the visualization on the organizations tab to get an idea of who is working in that sector, and to what degree.
5. Click on specific organizations to review overview data and graphs on the funding they are receiving and the sectors that their funding goes to.

INTENDED OUTCOME: The user is better prepared prior to meetings or events, and is equipped with detailed information about who is working in the specific sector/region of interest, who they might want to talk to, and speaking points they want to cover.

USE CASE Accessing organization's own data on all ongoing projects in order to support implementation and strategy decisions

USER: Donor, NGO/CSO

STEPS

1. Click Explore IATI Data.
2. Filter for Organization to find information on your own organization; additionally, consider filtering by Activity Progress (default is implementation).
3. From the project list, click on activity titles to get overview information and charts.
4. Click on the Detailed Report tab to view more data on the project.
5. Access and use information such as disbursements, planned end date, and progress towards indicator targets to identify areas and projects that might need support.
6. If the tool says that related documents exist, click the source XML link, and search through the XML for "document-link." Use this function to access the various reports and documents provided through IATI.

INTENDED OUTCOME: Observe any trends across projects that may need more strategic portfolio-wide support, or that could be scaled up or down. Identify projects that need support and identify trends for strategic decision making.

USE CASE Finding and reviewing data about programs, partners, and countries in a specific sector

USER: Donor

STEPS

1. Click Explore IATI Data.
 2. Filter by sector, geo-location, and organization for either current organization that is receiving donor funding, or other organizations work in the same area.
 3. Review list of activities, click on activity title for specific projects you want to review. Look at the overview data, and click on the detailed report tab to get even more information.
 4. If it says there are related documents, click the source XML link, and search through the XML for “document-link” to access the various reports and documents, possibly including evaluation documents, provided through the IATI file.
 5. Review project information to understand the activities, achievements, and value spent on the project.
-

INTENDED OUTCOME: Donors are able to get a better idea of the work organizations are doing, including activities they have funded, and can find details on the ongoing and previous work of potential funding recipients. Donors can use this information to evaluate existing and future investment in the organizations they fund.

USE CASE Create a country page with available IATI data, visualizations, and filters to easily showcase country data for a project meeting.

USER: Donor, NGO/CSO

STEPS

1. Click Plot Data (*Note: Before doing so, you will need to create an account*).
 2. Click Create a New Chart.
 3. Select IATI Registry as the data source.
 4. Filter by geo-location.
 5. Move between different tabs to see a list of activities, a chart and list of recipient regions, sector, and organizations working in the selected location.
-

INTENDED OUTCOME: The user will be able to get a clearer sense of the development effort taking place in a specific country prior to a project meeting.

USE CASE Creating a dashboard to save search queries, add favorites, and save micro-country or publisher portals

USER: NGO/CSO

STEPS

1. Click Plot Data (*Note: Before doing so, you will need to create an account*).
 2. Click Create a New Chart.
 3. Select IATI Registry as the data source.
 4. Filter as desired by geo-location, organization, etc.
 5. Click the Save button.
 6. Access the saved charts in your folder for future reference.
 7. Click the share icon to get a link to share with other team members and stakeholders.
-

INTENDED OUTCOME: The user can build a shared chart query to be referenced often to save time in the future, as the user will not have to make the same query repeatedly to reach the same result with updated data. Additionally, the user can share this data easily with team members and other relevant stakeholders.

- Close menu
- Community
- Library
- Create chart
- Trash
- FAQ

Welcome to IATI Studio


Visualise, analyse and produce IATI data

- Produce custom charts based on +550K activities from the IATI registry
- Build IATI MicroSites (coming soon)
- Produce IATI activities and report your projects online (coming soon)
- Share with the International DevAid community


Build your chart

Dashboard 7 Charts


Sort by name | created | modified




Untitled
18 Sep 2018 at 17:01




Untitled
18 Sep 2018 at 17:00




Untitled
18 Sep 2018 at 16:59




Water supply and sanitation i...
18 Sep 2018 at 16:59



Democratic participation and ...
18 Sep 2018 at 16:59



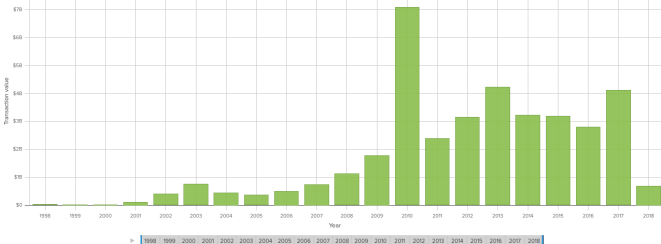
Malaria control
18 Sep 2018 at 16:59



EU aid efforts South of Sahara
18 Sep 2018 at 16:59

Back to the community feed

Llanco Talamantes
18 Sep 2018
Data from: IATI Registry (International Aid Transparency Initiative)



Legend
Disbursement in recipient country
Afghanistan

Lorem ipsum dolor sit amet, consectetur adipiscing elit.
Proin sodales posuere turpis, a venenatis nunc. Nullam purus risus, congue in vehicula non, sodales egestas tortor. Quisque ac scelerisque tortor. Donec porta magna nunc, ut cursus neque sollicitudin eget. Phasellus et leo nec arcu aliquet viverra. Sed placerat justo at dui condimentum, non rutrum tortor malesuada. Donec eget commodo orci. Nullam eu interdum sapien. Sed euismod justo in est feugiat, vitae luctus urna maximus. Quisque vulputate vitae nibh quis convallis. Phasellus venenatis vitae nisl eu dapibus. Nam viverra et enim vel lobortis.

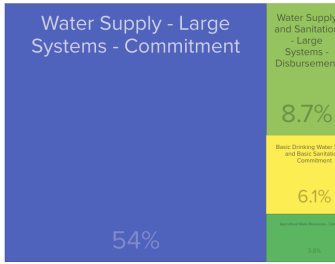
Nunc nibh augue, mattis ac lectus vel, sodales mollis velit.
Quisque non molestie arcu.

- Vestibulum sed odio massa.

Autosaved | Preview | Public page | Publish | Duplicate | Move to trash

Water supply and sanitation in India

Water Supply - Large Systems - Commitment



54%

Water Supply and Sanitation - Large Systems - Disbursement: 8.7%

Water Supply and Sanitation - Large Systems - Commitment: 8.1%

Basic Drinking Water Supply and Basic Sanitation - Disbursement: 6.5%

Basic Drinking Water Supply and Basic Sanitation - Commitment: 6.1%

Agriculture, Forestry, Fisheries, Disbursement: 3.0%

Agriculture, Forestry, Fisheries, Commitment: 2.2%

Step 1: Select currency
Use native currency
Convert all values to
GBP - £

Step 2: Start plotting your chart
Recipient country: Afghanistan
Recipient region: South Asia
Sector: Water supply and sanitation
Reporting organisation: IATI

Step 3: Set filters for your selection
Loading...

Step 4: Select chart type
Bar chart
Stacked bar chart
Line chart
Bubble chart
Tree map
Pie chart

Selected items for plotting chart

- Disbursement in sector: Water supply and sanitation - large systems
- Commitment in sector: Water supply and sanitation - large systems
- Disbursement in sector: Water supply - large systems
- Commitment in sector: Water supply - large systems
- Disbursement in sector: Water sector policy and administrative management
- Commitment in sector: Water sector policy and administrative management
- Disbursement in sector: Water resources conservation (including data collection)
- Commitment in sector: Water resources conservation (including data collection)
- Disbursement in sector: Education and training in water supply and sanitation
- Commitment in sector: Education and training in water supply and sanitation

Selected chart filters

- Recipient country: India



IATI STUDIO CHART BUILDER

www.iatistudio.com

Developed by Zimmerman and Zimmerman



Create Chart



Save Chart



Share

INTENDED AUDIENCE

More advanced technical users who want to be able to create charts and graphs with IATI data to conduct data analysis.

DESCRIPTION

The IATI Studio Chart Builder uses IATI data to allow users to create six different types of charts based on the recipient country, recipient region, sector, and reporting region, and allows the user to filter by twelve different metrics.



USE CASES

USE CASE Creating charts to answer specific questions about development funding

USER: Donor, NGO/CSO, Researcher

STEPS

1. Click 'Start building charts now.'
2. Create an account or login.
3. Click the 'Build your chart' button.
4. Select if want the currency to show in "native currency" (what was reported to IATI), or to convert all funding to a specific currency.
5. Choose to show disbursements, commitments, expenditures, or incoming funds for specific recipient countries, regions, sector, or reporting organizations. Can choose multiple at a time.
6. Select any desired filters, such as by specific reporting organization, sector, or activity status.
7. Choose between six different chart types to display data.
8. Publish or preview and download the chart once it shows the data you're interested in seeing.

INTENDED OUTCOME: Have a visualization that can answer the user's question about development funding, and could be used in reports, presentations, or shared.

IATI Datastore CSV Query Builder Alpha

This tool allows you to build common queries to obtain data from the [IATI Datastore](#) in CSV format.

You may create queries based on who is reporting the information, where the activity is happening, and the sector that the activity occurs in. This may then be configured to show individual activities, transactions or budgets.

What information are you looking for?

These options let you filter the information you are looking for. Additional filters [are available](#) by querying the Datastore manually.

1 Select the data source

Select reporting organisation (eg UK DFID = GB-GOV-1)

WARNING: The Datastore contains activities reported by both primary and secondary sources. A secondary source, such as the UNOCHA Financial Tracking Service (FTS), reports data it holds about other agencies' activities. An agency may well report activities to both IATI and FTS, who in turn reports the same activities to IATI.

Select type of reporting organisation (eg. INGO = 21)

2 Select the sector

Select sector (eg Basic Health Care = 12220)

For more detail of what the sectors are, see the [DAC 5 Digit Sector](#) codelist.

3 Select recipient location

Select EITHER a country OR a region

Choosing a Region AND a Country will not return data as most publishers report to either a Country or a Region.

Select recipient country

Select region (eg South Asia = 679)

WARNING: Regions do not automatically contain the countries they are made up of.

4 Select additional fields



IATI DATASTORE CSV QUERY BUILDER

<http://datastore.iatistandard.org/query/>

Maintained by Development Initiatives



Filter Project Data



Export to CSV

INTENDED AUDIENCE

Data users who need raw data to conduct data analysis and/or are more comfortable reading data in a spreadsheet.

DESCRIPTION

The IATI Datastore CSV Query Builder Tool allows the user to select key metrics, exporting IATI data from multiple provider organizations or recipient countries into CSV format. The user can create queries based on reporting organization, activity location, and sector, which can then be configured to track individual activities, budgets, or transactions.

Additional Note: IATI is currently contracting a third party contractor to rebuild the IATI datastore, which would then replace this tool.

USE CASES

USE CASE Conducting development research and analysis, such as landscape analysis

USER: Researchers

STEPS

1. Select any relevant filters that are available (reporting organization, reporting organization type, sector, recipient country or region, start date, end date, transaction provider organization, and participating organization).
2. Choose if you want one activity, transaction, or budget per row.
3. Choose if you want activities with multi-sectors or countries to repeat rows for each sector or country.
4. Choose if you want to export just 50 rows (default) or the entire selection.
5. Conduct any data cleaning and re-formatting as needed.
6. Conduct analysis using Excel or by plugging data into other tools.

INTENDED OUTCOME: Researcher is able to analyze the exported IATI data to answer key research questions (depending on the quality of the data exported).

USE CASE Locating data that is not always presented by other tools

USER: Donor, NGO/CSO

STEPS

1. Proceed accordingly with Steps 1 through 4 as noted in the above use case.
2. Conduct data cleaning and re-formatting as needed, considering that your analysis might benefit from including a full range of data perhaps not included in other tools. For example, the Query Builder displays all activities recorded for each activity ID, instead of one aggregate activity result like tools such as d-portal would show.
3. Depending on the level of granularity you choose (one activity, transaction, or budget per row), you can view in-depth information on every transaction, or higher level/aggregate information on budgets and how much money is being spent overall.
4. Conduct further analysis using Excel or by plugging data into other tools.

INTENDED OUTCOME: NGO/CSOs and Donors can gather a more comprehensive picture of IATI data in building a custom-built CSV file of IATI data, including data that may be considered invalid by other tools. Conduct analysis that considers the level of granularity most helpful for the user's interest.

IATI Data is the place to search, register and use IATI data.



Search IATI Data

Datstore

The IATI Datastore gathers all data published to the IATI standard into a single queryable source.

- Search datasets on the IATI Registry
- See a list of IATI publishers



Register a Publisher

857 Organisations have published so far

The IATI Registry is the place for publishers to log links to their data.

- How do I register my data?
- How does the IATI Registry work?



Using IATI data

Dashboard

The IATI Dashboard provides statistics, charts and metrics on IATI data

- > See a list of projects, websites and tools that utilise IATI data
- > Developer? Resources to help.

Home / Datasets

Search the IATI Registry

Source: Any

Secondary Publisher: Any

Publisher: Any

Publisher Country: Any

Organisation Type: Any

Recipient Country: Any

File Type: Any

Search

Follow the registry
Subscribe

IATI Datastore
The IATI Datastore allows programmatic access to all data from files hosted on the Registry.
<http://datastore.iati-standard.org>

6,696 datasets found

- 088States Ex-Yugoslavia unspecified2013**
IATI data updated: 2015-09-25 07:41:15 · No. of Activities: 193
[View Metadata](#) · [Download \(717.5 KB\)](#) · [Preview](#) · [CSV](#)
- 088States Ex-Yugoslavia unspecified2014**
IATI data updated: 2015-09-25 09:09:40 · No. of Activities: 166
[View Metadata](#) · [Download \(618.3 KB\)](#) · [Preview](#) · [CSV](#)
- 089Europe, regional2013**
IATI data updated: 2015-09-25 07:46:27 · No. of Activities: 155
[View Metadata](#) · [Download \(670.2 KB\)](#) · [Preview](#) · [CSV](#)
- 089Europe, regional2014**
IATI data updated: 2015-09-25 09:45:06 · No. of Activities: 178
[View Metadata](#) · [Download \(656.9 KB\)](#) · [Preview](#) · [CSV](#)
- 089Europe, regional2015**
IATI data updated: 2016-11-01 05:17:44 · No. of Activities: 310
[View Metadata](#) · [Download \(1.1 MB\)](#) · [Preview](#) · [CSV](#)

1,000 Days - Activities (NGO Aid Map)

Home / Publishers / InterAction's NGO Aid Map / 1,000 Days - Activities ...

Dataset Activity Stream History

1,000 Days - Activities (NGO Aid Map)

Data is provided to NGO Aid Map by InterAction members on a voluntary basis, so this data may represent only a partial picture of this organization's activities.

[Download \(28.0 KB\)](#) · [Preview](#) · [CSV](#)

Additional Info

Field	Value
License	Creative Commons Attribution
File Type	Activity
Language	-
Recipient Country	(No country assigned)
Publisher Type	Secondary source
Publisher Organisation Type	International NGO
Publisher Identifier	US-EIN-13-3287064NAM
Publisher Country	United States
IATI data updated	2017-12-07 01:31
IATI registry updated	2018-01-31 04:16

Contents

IATI Standard Version	2.02
# of Activities	8

1,000 Days - Activities (NGO Aid Map)

Contact email
mappinginfo@interaction.org
Publisher
InterAction's NGO Aid Map

Followers
0

Metadata

JSON

Social

[Twitter](#)
[Facebook](#)

Cookie Disclaimer

Cookies are small text files that are stored by the browser (e.g. Internet Explorer, Chrome, Firefox) on your computer or mobile phone. This site uses anonymous Analytics cookies which allow us to track how many unique individual users we have, and how often they visit the site. Unless a user signs in, these cookies cannot be used to identify an individual; they are used for statistical purposes only. If you are logged in, we will also know the details you gave to us for this, such as username and email address. By continuing to use this site, you are agreeing to the use of cookies.
[Privacy policy](#)



IATI REGISTRY

<https://www.iatiregistry.org/dataset> and <https://www.iatiregistry.org/publisher>

Created by IATI and maintained by an external supplier (Derilinx)



Filter IATI Files



Export to CSV



Full IATI File

INTENDED AUDIENCE

The IATI Registry was originally intended to serve as a place to store each publisher's URL, and to allow technical users to access the files. However, it has grown to account for a growing, more diverse set of users, as needs for tools to access IATI data have grown.

DESCRIPTION

The IATI Registry consists of the IATI Datasets search function and the IATI Publishers list. The IATI Dataset search function allows the user to search through individual published IATI files using key filters, and view or download them one by one in XML, CSV, or Preview format.

The IATI Publishers list includes all organizations that have published to IATI, and also provides the IATI organization identifier, organization type, headquarters country/region, and the number of datasets the organization has published. Clicking on a publisher name will navigate the user to a page that displays all of the organization's files, downloadable in XML, CSV, or Preview format.



USE CASES

USE CASE Verifying whether data was published correctly

USER: IATI Publishing Organizations

STEPS

1. After publishing a new update to IATI, open the registry.
 2. Search for own organization as publisher.
 3. Choose a file that has changed since update.
 4. Click Download.
 5. Check the file for changes to make sure the latest file was published correctly.
-

INTENDED OUTCOME: Confirm that new IATI release has gone through and is showing correctly on the registry.

USE CASE Checking who else is publishing, and get their contact information

USER: Donor, NGO/CSO

STEPS

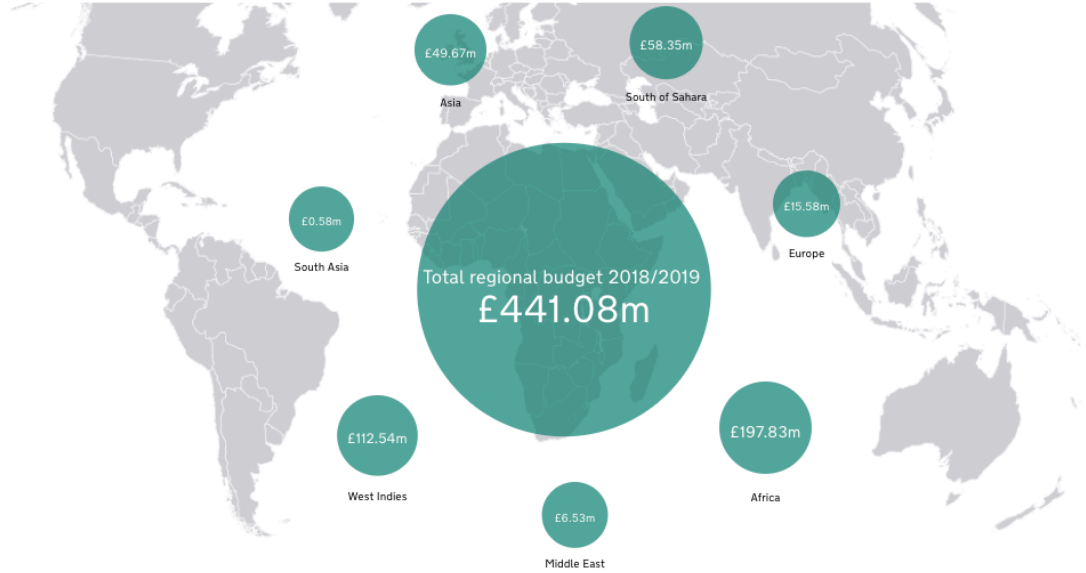
1. Open the IATI Registry publishers page.
 2. Review list to identify what organizations are publishing, and search for specific partners to see if they are publishing.
 3. Click on desired organization's title to view their contact information.
-

INTENDED OUTCOME: Identify if relevant organization is already publishing, get contact information if have questions about their data, or if they are not publishing, be able to encourage them to publish.

Aid by Location



Current Projects **Regional Projects** Global Projects



Disclaimer: Country borders do not necessarily reflect the UK Government's official position.

[View All Regional Projects](#)

Regions with Active Projects

[Africa](#) | [Asia](#) | [Europe](#) | [Middle East](#) | [South Asia](#) | [South of Sahara](#) | [West Indies](#) |

Making An Impact



ORGANIZATION OPEN DATA PORTALS

DfID DevTracker

<https://devtracker.dfid.gov.uk>

UNDP Open Transparency Portal

<https://open.undp.org>

UNICEF Transparency Portal

<https://open.unicef.org>

AfDB MapAfrica and project portal

<https://mapafrica.afdb.org> and

<http://projectsportal.afdb.org/dataportal>

Cordaid Website

www.cordaid.org/en/projects

Oxfam Project Browser

<http://atlas.oxfam.org>

UN-Habitat Open UN-Habitat

<http://open.unhabitat.org>

UNESCO Transparency Portal

<https://opendata.unesco.org>

UN Population Fund Transparency Portal

<https://www.unfpa.org/data/transparency-portal>

UNOPS Open Data

www.data.unops.org

WHO Programme Budget Web Portal

<http://open.who.int>

Global Affairs Canada Project Browser

<http://w05.international.gc.ca/projectbrowser-banqueprojets>

Danida Open Aid

<http://openaid.um.dk/en>

Open Aid Netherlands

<https://www.openaid.nl>

Netherlands Dashboard

<https://public.tableau.com/views/METIS2/Menu>

EU Aid Explorer

<https://euaidexplorer.ec.europa.eu>

Open Aid Sweden

<https://openaid.se/aid/2017>

US Foreign Assistance

<https://www.foreignassistance.gov/explore>



Filter Project Data



Create Charts



Maped Project Location



Export to CSV



Full IATI File

INTENDED AUDIENCE

These tools are used by development organizations to monitor their work and hold themselves accountable to their intended outcomes. The general public also uses these tools to understand how development resources are used. Additionally, some organizations promote their tools for use as internal data sources within their own organization.

DESCRIPTION

Many organizations have created their own transparency portals using IATI data. These portals have become key resources of their own right, as organizations typically have their own followings, and therefore these portals are likely to be more widely known and used as they are promoted through organizations themselves.

USE CASES

USE CASE Conducting project monitoring within an organization

USER: Donor, NGO/CSO

STEPS

1. Access your organization's portal.
2. Search for specific project or sector.
3. Review project data to understand current status regarding funding, and any results data or evaluations that have been published (as portals are different this will depend on what data is available on the specific portal).

INTENDED OUTCOME: Organization staff are able to quickly access key information about a project as needed, without needing a login. They can then follow up with project staff as necessary.

USE CASE Creating project proposals

USER: NGO/CSO

STEPS

1. If one is available, visit the public portal of the funder you are creating a proposal for.
2. Search for the sector relevant to your proposal.
3. Review project information to identify what type of projects have been funded previously, the amount of funding provided, and who the funder has partnered with in the past.
4. Use this information to identify an implementation approach that might build on what has already been accomplished, identify possible competition and/or partners that have been successful bidding with this funder in the past, and get a sense of the amount of funding the funder has previously provided for this type of effort.

INTENDED OUTCOME: The bidding organization is able to put together a more detailed and comprehensive proposal that fits the donor's interests and builds on ongoing work. Additionally, the organization is able to understand how much funding might be allocated towards the work based on past allocations, and identify possible partners or competitors to be aware of.

USE CASE Internally promoting the value of publishing to IATI

USER: NGO/CSO

STEPS

1. During meetings with organization leadership or other stakeholders involved in decisions to publish to IATI, complete a demo of a donor's open IATI data portal.
 2. If the organization's own project or funding can be found on the portal, showcase how it looks on the portal.
-

INTENDED OUTCOME: The organization leadership better recognizes the donor's commitment to publishing and using IATI data. Leadership also better understands what kind of data is published and how it looks online, and begins to see the value of publishing. This helps build buy-in within all levels of the organization, moving towards a commitment to regular IATI publishing.

Timeliness

Frequency [Time lag](#)

[Table](#) | [Summary of Publisher Performance](#) | [Narrative](#) | [Assessment](#) | [Exceptions](#) | [Comparison with original Global Partnership Indicator methodology](#) | [Comment](#) | [Pseudocode](#)

Table of Frequency assessments

[\(This table as CSV\)](#)

This table seeks to measure how often a publisher updates their data. There is no simple answer as to what constitutes an update. Can any trivial edit be regarded as an update? As transactions are the most numerous element reported in IATI the adopted methodology assumes that a publisher has updated their data if a transaction with a more recent transaction date than previously published is detected across the publisher's entire portfolio.

The table records the number of days in each of the last twelve months on which the most recently recorded transaction date was observed by the Dashboard to have changed. (The current month is also displayed for informational purposes, but is not used in the assessment.)

Key:

Red flag: Publisher currently publishing future transaction dates.

Yellow flag: Publisher not currently publishing future transaction dates, but did report future transactions at some point in the last twelve calendar months (See exceptions).

You are invited to participate in the ongoing consultation on publisher statistics and the summary statistics which is taking place on the [IATI Discussion Forum](#)

Click the icons to sort the table by a column. Selecting further columns whilst holding the shift key will enable secondary (tertiary etc) sorting by the desired column/s.

↕ Publisher Name	↕ 2017		↕ 2018											↕ Frequency
	↕ Nov	↕ Dec	↕ Jan	↕ Feb	↕ Mar	↕ Apr	↕ May	↕ Jun	↕ Jul	↕ Aug	↕ Sep	↕ Oct	↕ Nov	
Agence Française de Développement	0	1	0	1	1	1	0	2	1	1	0	1	0	Monthly
Aids Fonds - STOP AIDS NOW! - Soa Aids Nederland	1	3	4	0	0	0	0	1	1	1	1	2	1	* Monthly
Asian Development Bank	1	1	1	0	1	1	0	1	1	2	0	1	1	Monthly
CARE International UK	1	0	1	1	0	0	0	1	1	1	1	0	1	* Monthly
Canada - Global Affairs Canada Affaires mondiales Canada	13	12	12	4	6	3	0	4	5	10	8	8	2	Monthly
Denmark - Ministry of Foreign Affairs	2	4	5	3	6	3	0	4	5	10	9	9	2	* Monthly
Development Initiatives Poverty Research	1	1	1	0	0	2	0	2	1	1	1	1	0	Monthly
European Bank for Reconstruction and Development	1	1	1	1	1	0	0	1	2	1	1	1	0	Monthly
European Commission - Directorate-General for International Cooperation and Development	1	1	3	2	1	1	0	2	1	1	1	1	0	Monthly
European Commission - Humanitarian Aid & Civil Protection	2	1	0	2	1	1	0	2	0	2	1	1	0	Monthly
European Commission - Neighbourhood and Enlargement Negotiations	1	1	2	2	1	1	0	2	1	1	1	1	0	Monthly
European Commission - Service for Foreign Policy Instruments	1	1	1	2	1	1	0	2	1	1	1	1	0	Monthly
European Investment Bank	1	1	1	1	1	1	0	2	1	1	1	1	0	Monthly



IATI DASHBOARD

<http://dashboard.iatistandard.org/>

Maintained by IATI.



Data Quality Indicators



Export to CSV



Publishing Statistics

INTENDED AUDIENCE

The initial purpose of the IATI Dashboard Data Quality tab was meant as an internal tool for each organization to check data quality issues. The Publishing Statistics was to enable assessment of different organizations' publishing status during creation of the Global Partnership for Effective Development Cooperation. Since then, this type of information has been identified as useful to a broader audience interested in understanding the data quality and information available in IATI, which has led to a decision to rebuild the dashboard to better meet user needs.

DESCRIPTION

The IATI Dashboard provides statistics, charts, and metrics on data in the IATI Registry. It is updated every few days from IATI data on the Registry. Within the Dashboard, statistics are categorized into four main groups, as follows:

1. **Headlines:** Provides an overview of information about number of activities and publishers.
2. **Data Quality:** Provides information about which XML files have errors, which files fail IATI schema validation, where duplicate IATI identifiers exist, etc.
3. **Exploring Data:** Lists which IATI elements, codelists, booleans¹, and dates are actually used, and links to the organizations and files where these use cases are located.
4. **Publishing Statistics:** Provides statistics for each organizations based on timeliness, forward looking, comprehensiveness, coverage, and humanitarian reporting, as well as provides a summary of all statistics.

Note: Development Initiatives has plans to rebuild the IATI Dashboard.

1. https://en.wikipedia.org/wiki/Boolean_data_type

USE CASES

USE CASE Finding who has reported to specific data fields, such as the humanitarian aid field

USER: Donor, NGO/CSO, Researcher

STEPS

1. Navigate to the IATI Dashboard.
2. Click the “Publishing Statistics” column of the website.
3. Click the “Humanitarian Reporting” section of the website to see a full list of organizations publishing humanitarian data.
4. Conduct analysis based on findings.

INTENDED OUTCOME: In this use case, humanitarian aid organizations can use the IATI Dashboard to determine which other organizations have started using the humanitarian tag in their IATI data, and whether they can depend on that to identify ongoing humanitarian efforts. This will allow organizations looking to respond more effectively to humanitarian crisis, identifying partner opportunities and avoiding duplication of effort. Using the IATI Dashboard, the user can see which other organizations are currently publishing humanitarian data, and what percent of the organization’s projects are categorized as humanitarian.

USE CASE Understanding which organizations’ data is reliable

USER: Donor, NGO/CSO, Researcher

STEPS

1. Navigate to the IATI Dashboard.
2. Navigate to the “Publishing Statistics” column of the page.
3. Navigate to “Comprehensiveness.”
4. Once on the “Comprehensiveness” page, review the percent of fields that different key organizations are publishing to.
5. Move through the tabs to look through the specific fields he/she is interested within the Core, Financials, and Value Added aggregate fields.

INTENDED OUTCOME: The user can identify which organizations are publishing data comprehensive enough to include in analysis and reporting. Users can avoid drawing incomplete conclusions, which could then impact policy or funding decisions.

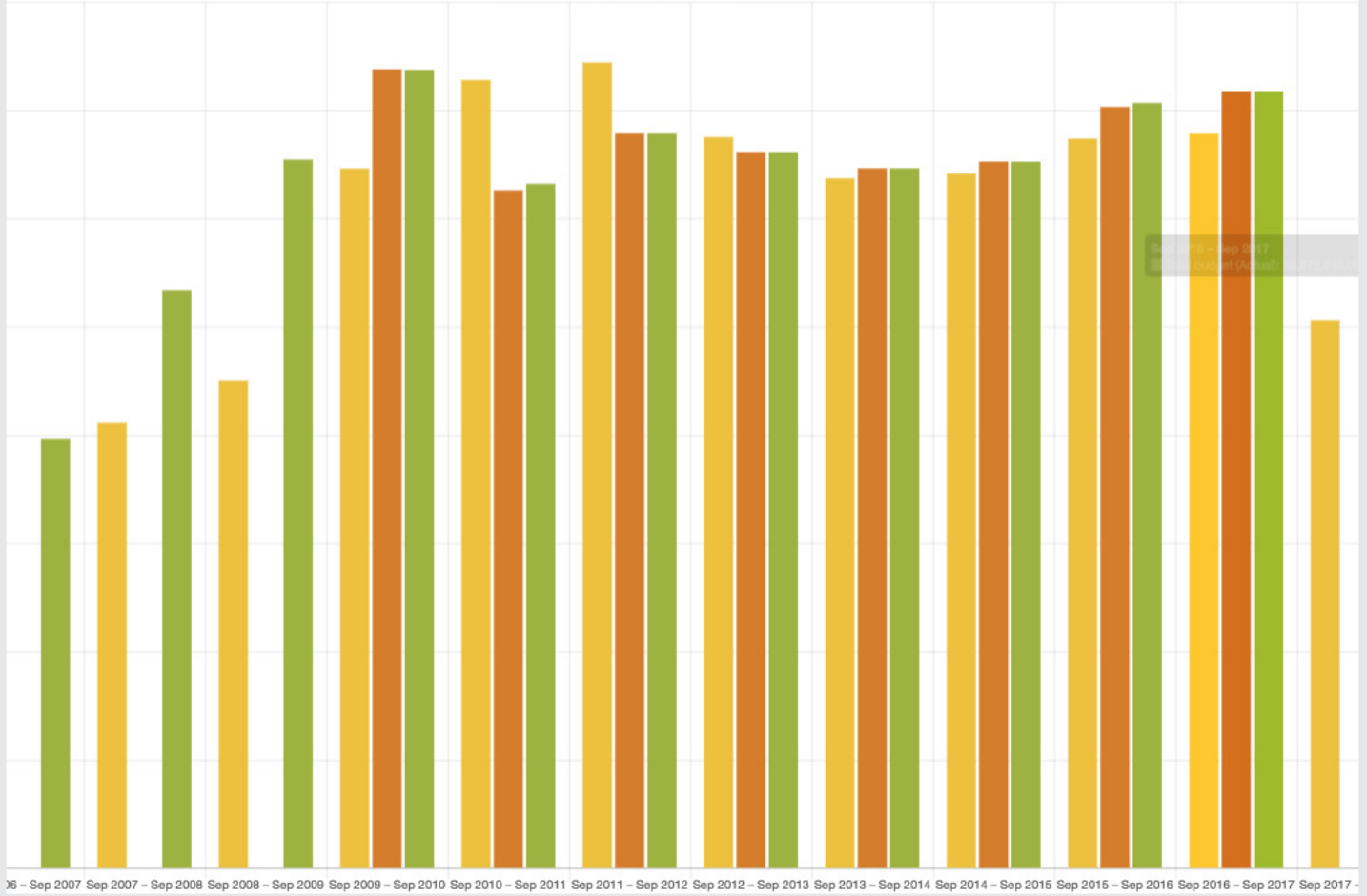
Department of State and USAID

Filter by budget line

Show all

Download .xlsx

Request Appropriation Actual



Sep 2007 - Sep 2007 Sep 2007 - Sep 2008 Sep 2008 - Sep 2008 Sep 2008 - Sep 2009 Sep 2009 - Sep 2009 Sep 2009 - Sep 2010 Sep 2010 - Sep 2010 Sep 2010 - Sep 2011 Sep 2011 - Sep 2011 Sep 2011 - Sep 2012 Sep 2012 - Sep 2012 Sep 2012 - Sep 2013 Sep 2013 - Sep 2013 Sep 2013 - Sep 2014 Sep 2014 - Sep 2014 Sep 2014 - Sep 2015 Sep 2015 - Sep 2015 Sep 2015 - Sep 2016 Sep 2016 - Sep 2016 Sep 2016 - Sep 2017 Sep 2017 -

Department of State and USAID

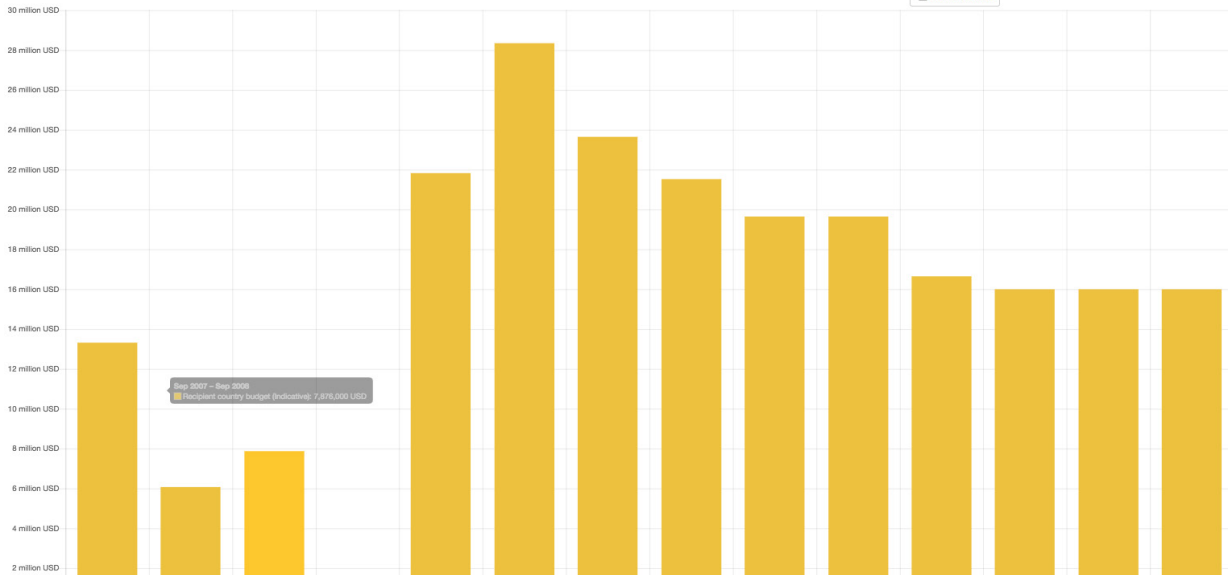
Filter by country

Afghanistan

Filter by budget line

Counter-Terrorism

Download .xlsx





IATI ORG FILE VISUALIZER

<http://iati-org-viz.publishwhatyoufund.org/>

Created by Publish What You Fund



Charts



Export to CSV

INTENDED AUDIENCE

This tool's purpose targets data users who are interested in overview data available in the IATI Org File Visualizer. Specifically, it is intended for users who are looking for a fast and easy way to integrate and visualize IATI data on their computers.

DESCRIPTION

The IATI Org File Visualizer is a downloadable plugin for Chrome or Firefox that allows users to view the IATI Org file in a more user friendly way. The Org File Visualizer includes data on an organization's total budget, recipient organization's budget, recipient region and country budget, total expenditure and key documents. This data is not accessible in any current data visualization tools – however, this plugin makes the data understandable and usable.



USE CASES

USE CASE Understanding the total amount of funding that USAID and State Department are appropriating globally for Malaria (or other budget line item).

USER: Researchers

STEPS

1. Download the plugin for the appropriate browser.
2. Open up the IATI Registry Dataset search page (www.iatiregistry.org/dataset).
3. Filter by publishing organization, and set the File Type to “Organization.”
4. Click the new “Visualise!” button that appears.
5. Click the Total Budgets in the list.
6. Filter by budget line for “malaria.”
7. Download into Excel if desired.

INTENDED OUTCOME: The researcher is able to quickly see how much funding USAID and State Department have requested, appropriated, and actualized for Malaria across all of their projects. They are then able to use this information in their research.

DATA PUBLISHING

The tools in this section are aimed at supporting organizations that publish data to IATI. The aim of these tools is to make it easier to produce and publish IATI data, and to ensure that data published is high quality and comprehensive. While targeted for publishers, many of these tools can also be used by other users, such as researchers, to verify the quality of data. Alternatively, in some cases information can be added using machine learning to publicly available IATI files.



AIDSTREAM

<https://aidstream.org/>

Created by Young Innovations

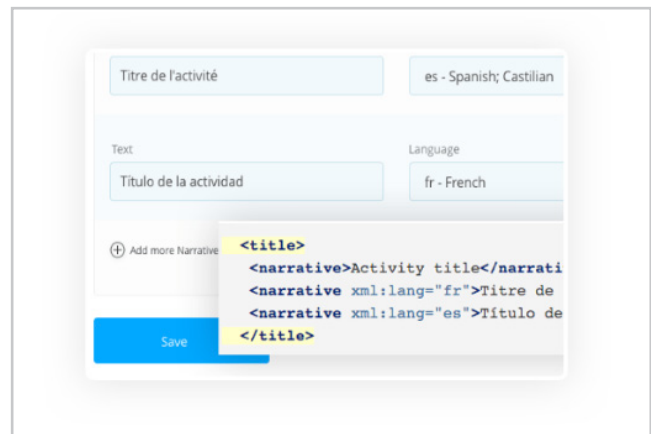
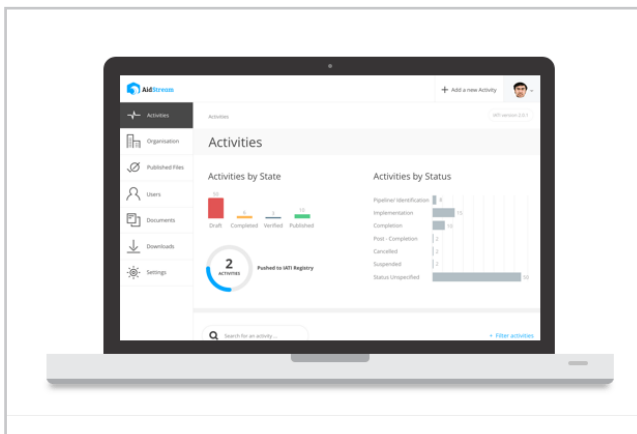
INTENDED AUDIENCE

This tool is intended for use by organizations that want to publish to IATI, but don't have the in-house technical knowledge or the budget to create a valid XML file that can be published to IATI. Typically, AidStream is used by small-to-medium NGOs.

DESCRIPTION

AidStream is an online platform for publishers to enter and edit their aid data either through an easy-to-use interface or in bulk by uploading a formatted Excel file. Once data is edited, the tool then creates an IATI Valid XML file and publishes it directly to the IATI registry.

AidStream includes a Lite version that only includes basic IATI fields, and a Core version which includes other fields in addition to the core fields. They also offer a custom version for organizations that have specific needs, including organizations that have multiple organizations under them.



USE CASES

USE CASE Preparing an IATI XML file, and publishing it to the IATI registry using AidStream Lite

USER: NGO/CSO

STEPS

1. On the AidStream website, click on the blue “Get Started” button and complete the registration form to register your organization on AidStream.
 2. Enter in your organizational information, then your administrative information (where you will have the option to add additional users), and complete the email verification.
 3. Once you create your account and log in, you can configure your publishing settings, Activity Elements, and default values in order to be able to start publishing to IATI.
 4. Create an Activity or an Organization, filling out all required fields in the activity or organization identifier. Note that depending on your requirements/standards, not all fields are mandatory. When finished, fields will have a green check mark next to them. When finished, mark as completed.
 5. To publish to IATI, the AidStream mass import option can be used to upload several projects to IATI at once.
-

INTENDED OUTCOME: The organization is able to overcome the challenge that it does not have sufficient technical knowledge or budget to develop its own bespoke IATI publishing process internally. At no additional cost, small-to-medium NGOs are able to easily create XML files that can be published to IATI.



SPREADSHEETS 2IATI CONVERTER

<https://data4development.nl/en/diensten/iati-2/>

Created by Young Innovations

INTENDED AUDIENCE

Publishers who don't have the time to develop an IATI XML file either through creating a process in-house or by using other available tools, but do have the resources to hire a third party to create the proper files.

DESCRIPTION

A service that allows publishers to create and update a spreadsheet, share through a folder with Data4Development, who created the IATI valid XML and either share back with the organization for publishing, or can publish the files directly to the IATI Registry. Costing dependent on number of activities to be converted.



SQL TO IATI DATABASE

<https://github.com/DFID/SQL-to-IATI-Database>

Open source, developed by DfID

INTENDED AUDIENCE

This tool is currently in use by DfID and Belgium, and soon the CDC, to prepare and store data for IATI publication. As an open source tool, it is also available for any organization in need of a technical process to prepare and store IATI data before publication. However, users must either have sufficient in-house technical capacity, or the ability to contract outside support, to complete database installation and setup.

DESCRIPTION

This tool is an IATI database created using the SQL server, which pulls, transforms, and stores data in tables using the IATI schema. It then produces a valid IATI version 2.03 XML file to be published in the IATI Registry.

The screenshot shows a GitHub pull request interface. At the top, it indicates the branch is 'master' and provides a 'New pull request' button. On the right, there are 'Find file' and 'Clone or download' buttons. The pull request is titled 'g-shafiullah Merge pull request #1 from DFID/Update-readme.md-file' and shows the latest commit 'ef33b6c' from 8 days ago. A table lists the files being added or updated:

File Name	Action	Time
Legacy-Database-Scripts/IATIV201	Add files via upload	8 days ago
IATIV203 - Populate IATI Codelist Data Script.sql	Add files via upload	8 days ago
IATIV203 - Create Database Script.sql	Add files via upload	8 days ago
IATIV203 - Data Population Stored Procedure.sql	Add files via upload	8 days ago
LICENSE.md	Update LICENSE.md	14 days ago
README.md	Update README.md	8 days ago

Below the file list, the 'README.md' file is expanded, showing the title 'SQL-to-IATI-Database' and a 'Contents' section with the following links:

1. Introduction
2. Database Table Schemas
3. Important Functions and Stored Procedures
4. Database Installation Guide
5. Additional Scripts



OPEN AID GEOCODER AND AUTOGEOCODER

Open Aid Geocoder <https://github.com/devgateway/geocoder-ui>,
 Geocoder API <https://github.com/devgateway/geocoder-api>,
 AutoGeocoder <https://github.com/devgateway/geocoder-ie>

Open source, developed by Development Gateway

INTENDED AUDIENCE

This suite of tools is used by IATI publishers who want to add sub-national location information to their IATI files. Specifically, the Open Aid Geocoder is useful for organizations aiming to have project managers be able to add location information, either using it as a stand-alone tool or by integrating it into their Information Management Systems. The AutoGeocoder is helpful if location information is already shared within project documents, and if geocoding is done at the headquarters level instead of at the project management level.

Organizations must either have technical skills in-house or be able to contract for support to integrate and install the system.

DESCRIPTION

While they are, in fact, separate tools, the Open Aid Geocoder and AutoGeocoder can also be used as one integrated, standalone tool to geocode project activities. Alternatively, organizations can pick and choose pieces to be integrated into other systems, including into Information Management Systems.

The Open Aid Geocoder and the Autogeocoder each have a related, yet distinct purpose. For example, the Open Aid Geocoder is an interface that allows users to upload an IATI XML file and sort through different projects, search for geo-locations, and add them to each project. The AutoGeocoder uses Natural Language Processing and Machine Learning to read through project descriptions and key documents, identifying possible locations that projects have taken place. By plugging the Autogeocoder into the Open Aid Geocoder, users can then review and select location recommendations, and search for and add additional locations that may not have been found automatically. The tool then adds the approved locations to the XML file and allows the user to export it in IATI-valid XML format.

USE CASES

USE CASE Adding sub-national location information to organization's information management system for final IATI publication

USER: Donor, NGO/CSO

STEPS

1. In an organization that already has an information management system, IT staff and/or externally contracted IT support integrates both the Open Aid Geocoder and AutoGeocoder into the existing system.
 2. Note: For this step, organizations can choose to do additional machine learning training for the AutoGeocoder so that their staff are familiar with the organization's documents.
 3. Headquarters or program staff upload historical project documents to the AutoGeocoder that have information location listed.
 4. Review and accept or reject the locations suggested by the AutoGeocoder.
 5. Add any additional locations not found by the AutoGeocoder manually by using the Open Aid Geocoder UI.
 6. Data is entered into the IMS and can be used in process for creating IATI XML.
-

INTENDED OUTCOME: Organizations are able to collect subnational location information within their established information management system and add it to their IATI publications. The Open Aid Geocoder and the Autogeocoder allow the user to identify locations of historical projects as well as search for and add these project locations to ongoing project information seamlessly.

USE CASE Adding location information directly to IATI XML files

USER: Donor, NGO/CSO

STEPS

1. Organization IT staff and/or an externally contracted IT support install the Open Aid Geocoder and the AutoGeocoder as a standalone tool.
 2. Note: For this step, organizations can choose to do additional machine learning training for the AutoGeocoder so that their staff are familiar with the organization's documents.
 3. Headquarters uploads their IATI XML files into the system for the AutoGeocoder to search for locations.
 4. Review and accept/reject AutoGeocoder's suggested locations.
 5. Add any additional locations not found by the AutoGeocoder manually by using the Open Aid Geocoder UI.
 6. Data is exported into IATI XML format, and can be published to IATI.
-

INTENDED OUTCOME: Organizations that either don't have an information management system, or aren't able to make adjustments to it, are able to add sub-national location information to their IATI publications for both historical and current projects, and are able to publish them for use in IATI format. For organizations without already-existing internal process for gathering and reporting sub-national location information, these tools can save months of manual effort to collect this information, that would sometimes require reading through huge amounts of project documents to find where exactly project activities are taking place.



OPENAID PUBLISHER'S TOOLCHAIN

<http://www.openag.org.uk/>

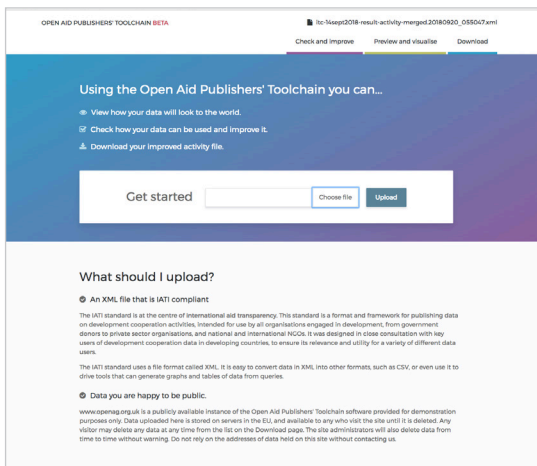
Created by Neon Tribe, Foundation Center, Open Data Services, and Development Gateway

INTENDED AUDIENCE

Intended users of this tool are IATI publishers, especially those working in agriculture who want to enhance their data for better tagging of key agriculture locations and location information.

DESCRIPTION

The Open Aid Publishers' Toolchain allows users to upload an IATI XML file, which is then run through Open Data Services CoVE tool to check if it is valid against the IATI schema. Next, the tool runs the file through Foundation Center's agriculture classifier, which reads key parts of the file and suggests agriculture tags, such as crop types, livestock, etc., using the FAO's **AGROVOC** vocabulary. It then adds approved agriculture tags to the IATI XML as an extension (This approach is further detailed [here](#)). Finally, the tool uses Development Gateway's AutoGeocoder tool to read through project documents and descriptions in the file and suggest locations to add to the file. Users can then approve or reject suggestions, as well as search for and add additional locations. The final approved locations are then added to the XML file. Lastly, the expanded XML files can be downloaded and published it to the IATI registry, or used in organizations' own data analysis or tools.





USE CASES

USE CASE Adding agriculture tags and geolocations to organization's IATI files, in order to make better strategic decisions about where and how to implement programs

USER: Donors, NGO/CSO

STEPS

1. To add agriculture and geo-tags to project activities, navigates to the homepage of the OpenAid Publisher's Toolchain, and upload a current IATI file to the site.
2. Review the agriculture tags that are suggested, removing any suggested tags that might not be correct.
3. Review the geotags suggested by the toolchain, removing any that were incorrectly suggested.
4. Search for additional location the toolchain might have missed.
5. Preview and visualize the file, to see how it looks corrected and cleaned.
6. After making sure the file is sufficient, export the new XML file and publish it to the IATI registry.

INTENDED OUTCOME: NGOs and donors are able to make better strategic decisions about where and how to implement activities. In conducting interviews with agriculture NGOs, donors, and foundations, the Initiative for Open Ag Funding found that key agriculture activity data needs include location information, specific crop types and livestock that projects are working with, results data, and improved traceability of funds. This tool meets two of these needs by adding detailed agriculture tags and geolocations to IATI information, which enables NGOs and donors to make more informed decisions.



IATI VALIDATOR

<http://validator.iatistandard.org/>

Hosted and maintained by IATI

INTENDED AUDIENCE

The IATI Validator tool is used by IATI publishers who want to check whether their IATI XML file contains any errors, so that all errors can be addressed and eliminated before publishing.

DESCRIPTION

The IATI Validator tool allows users to upload, paste, or browse the web for an IATI XML file. It then checks whether the file is valid against the IATI Schema. If the file is invalid, the tool will provide a message signifying and identifying the error, and can drill down deeper to see what line contains the error.

The screenshot displays the IATI Public Validator interface. At the top left is the IATI logo (International Aid Transparency Initiative) and the text 'IATI Public Validator'. A 'Load New File' button is in the top right. On the left sidebar, there are sections for 'Schema version' (with a dropdown set to 'Auto Detect' and a 'Switch' button), 'TESTS' (with 'Well Formed' and 'Validate' options), and 'FILE STATISTICS' (with 'Basic Info' and 'Elements' options). The main content area shows a blue box with 'Testing: iatiActivity_Madagascar.xml' and 'Uploaded: Today at 15:57:24 GMT'. Below this is the heading 'Validation against the IATI Activity Schema (version 2.01)'. A 'Status' tab is active. Two green success messages are displayed: 'Success ✓ This file validates against the IATI Activity Schema version 2.01' and 'Success ✓ We detected version 2.01 declared in your file which is a recognised version of the schema.'



USE CASES

USE CASE Checking IATI file for errors prior to publishing

USER: IATI Publishing Organizations

STEPS

1. Click “Choose File” and “Upload” on the home page of the IATI Validator. You can also choose between the “Fetch File from Web” or “Paste XML” options. The file should be less than 10MB.
2. Check the file’s results. Click “test validation” to make sure there are no other errors. If there are errors, click “extra info” to find out what the issue is.
3. If you have coded something incorrectly, fix the issue in the IATI file.
4. Publish the new XML to the registry.

INTENDED OUTCOME: Ensure any errors are fixed prior to publishing to the IATI registry.

USE CASE Identifying existing issues in an IATI file that is needed for analysis or other use

USER: Researchers

STEPS

1. Click “Choose File” and “Upload” on the home page of the IATI Validator. You can also choose between the “Fetch File from Web” or “Paste XML” options. The file should be less than 10MB.
2. Check the file’s results. Click “test validation” to make sure there are no other errors.
3. If there are errors, click “extra info” to find out what the issue is.
4. Identify any issues, and alert the data producer to fix it if there are.

INTENDED OUTCOME: Figure out any known issues within a data file, so that the file can be used on its own or in a data analysis tool.



DATA QUALITY TESTER

<http://dataqualitytester.publishwhatyoufund.org/>

Created by Publish What You Fund

INTENDED AUDIENCE

For organizations who are publishing IATI data and want to check that their data is valid against the IATI schema, as well as meets key data quality metrics, especially in regards to the Aid Transparency Index, to see how they could improve their reporting to IATI.

DESCRIPTION

In addition to checking whether an XML file is valid against the IATI schema, the Data Quality Tester tool provides additional data quality checks for publishers to review. Data quality checks fall into key categories that are used by Publish What You Fund in the creation of the Aid Transparency Index and include: 1) Organizational planning and commitments, 2) Finance and budgets, 3) Project attributes, 4) Joining-up development data, and 5) Performance. Within each category are specific checks on if key fields are reported, as well as other metrics such as if the title and description are long enough to provide sufficient descriptions.

The screenshot shows the Data Quality Tester web application interface. At the top, there is a navigation bar with "Data Quality Tester" and "Home" on the left, and the "Publish WhatYouFund" logo on the right. Below the navigation bar is a "Test another file" button. The main content area is divided into five panels, each representing a data quality category with a progress bar and a "More..." button:

- Organisational planning and commitments:** No relevant data found.
- Finance and budgets:** 65% (indicated by a yellow progress bar).
- Project attributes:** 97% (indicated by a blue progress bar).
- Joining-up development data:** 100% (indicated by a blue progress bar).
- Performance:** 80% (indicated by a green progress bar).



USE CASES

USE CASE Checking an IATI file for data quality issues prior to publishing

USER: IATI Publishing Organizations

STEPS

1. Navigate to the PWYF Data Quality Tester homepage, and click “Choose File” to select and “Submit” to upload the file.
2. If desired, create a report on data quality and information of the file contents.
3. Check different categories and assess their success rates, including “Organizational planning and commitments,” “Joining-Up Development Data,” “Description is Present,” etc.
4. Use the analysis of success rates to find and correct areas, such as project descriptions, of projects that are active but still missing information.
5. Click “Test Another File” to repeat the process as needed.
6. Use the corrected files to publish to IATI.

INTENDED OUTCOME: Organizations can improve their ability to identify and fix existing data quality concerns. Improve funder reviews, increase positive feedback on datasets, and enable organizations to monitor project progress and ensure all contract claims are being met. Additionally, with improved data, it can lead to improved management and resource allocation decision making.

USE CASE Identifying existing issues in an IATI file

USER: Researchers

STEPS

1. Navigate to the Data Quality Tester homepage, and click “Choose File” to select and “Submit” to upload a file desired for data analysis.
2. Check different categories to see if key fields are included in specific IATI files, and identify potential issues or missing data.
3. Use findings to decide if file is sufficient to use in analysis. If not, provide feedback to publishing organization on improvements that are needed for it to be useful.

INTENDED OUTCOME: Identify data quality and whether key fields are included in a specific IATI file, to identify if data can be used for desired data analysis.

USE CASE Improving Aid Transparency Index ranking

USER: IATI Publishing Organizations

STEPS

1. Use the Aid Transparency Index to conclude which category/points the organization should improve on.
 2. Navigate to the Data Quality Tester homepage, and click “Choose File” to select and “Submit” to upload the file.
 3. Check different categories to identify and confirm the problem, as well as identify other areas of improvement.
 4. Integrate findings into strategic meetings, targeting and prioritizing issues that were mentioned in the Aid Transparency Index. This would likely include timely and consistent publication of performance-related information, including reviews, evaluations, and results.
-

INTENDED OUTCOME: An improved ranking in the Aid Transparency Index, to be leveraged globally to show that organizations are honoring transparency commitments, and contributing to the global picture of aid and development finance.



THE DATA WORKBENCH

<http://www.dataworkbench.io/>

Created by Data4Development

INTENDED AUDIENCE

Organizations who are publishing to IATI and want more advanced tools for reviewing and analyzing their own data in terms of quality and to make sure that the structure, financial flows, and results are reflected correctly in the data.

DESCRIPTION

Toolkit for IATI data publishers to review, catalogue, and use IATI data. The tools allow users to verify data quality (see the IATI Data Quality Feedback tool below); see how activities are connected through an Activity Structure Map; follow transaction between programs, projects, and organizations through the Financial Flow Chart; and track results in a Results Gantt Chart. Tools are available at various price levels, with the IATI Data Quality Feedback tool being available for free.

Are you using data to provide insights into the work and results of your organisation?

We offer a platform with the tools you need: a workbench and support to gather data, to prepare and verify data sets, and to help you publish and use that is relevant and accurate.

Check the quality feedback on public IATI available via the IATI Registry. Click here to go to the feedback reports.

Catalogue your data

Keep track of the data sets you work with. Share or publish information about the data you have..

Check your data

Create or upload your own data, and get feedback to improve the quality before you publish.

Use your data

See your data in action in your own dashboard, share it, and get additional services and support.

Verify your IATI data quality

The IATI Data Quality Checker gives feedback on the data of your organisation, alliance, or partnership. Get recommendations for each activity to improve data quality. Check for common mistakes, and for compliance with guidelines of donors, or of your own organisation.

Check your activities structure

The IATI Activity Structure Map shows how your activities are connected. See if the way you have organised your programmes and projects is reflected in your data, using the right identifiers.

USE CASES

USE CASE Reviewing and learning from one's own IATI data

USER: IATI Data Publisher

STEPS

1. Sign up for Data Workbench, choosing the Premium or Professional version depending on how often you want to use the Data Workbench. Alternatively, via the free version, you can use the Data Quality Feedback tool.
 2. Once you are registered as a user, upload your data.
 3. Track the data sets you work with with the Results Gantt Chart
 4. Use the reports to get feedback on data quality before you publish.
 5. Use and share your dashboard to visualize your data in action.
-

INTENDED OUTCOME: Internally, organizations can create visual breakdowns of IATI data to ensure it is telling the correct story and meeting reporting guidelines. Additionally, they are able to IATI data publication as a whole. Additionally, if publishers want to use key information such as financial flows within their organization, they can do so.



IATI DATA QUALITY FEEDBACK

<http://www.dataworkbench.io/iati-feedback/>

Created by Data4Development

INTENDED AUDIENCE

Publishing organizations to see the issues and possible improvements they could make to their data for it to be more usable. Also a tool for researchers to identify the quality and comprehensiveness of an organization's data.

DESCRIPTION

Part of the Data Workbench, this tool allows users to freely access the data quality reports for organization's files that have published to IATI. For each project in the IATI file, the report identifies Errors, which "make it hard or impossible to use your data," Warnings, which "significantly reduce the value of your data," and Improvements, which "make your data more useful." These are grouped under different data categories: identification, participating organizations, financial, performance, basic activity information, traceability, and classifications. This tool makes it easy for publishers, and others to identify what needs to be improved with a specific file so that it can be more usable.

IATI Data Quality Feedback

The World Bank - worldbank-289.xml

Filters

Messages Click to show or hide individual messages.

2477 Errors

9044 Warnings

889 Improvements

Sources

6552 IATI Standard

46 Netherlands: Ministry of Foreign Affairs additional rules

46 UK: Department for International Development (DFID) additional rules

Feedback

Collapse/Expand all

44000-P075941 71 218 30 0

Identification

The identifier does not start with a known country-specific prefix. (1.3.8)

The identifier is a 5-digit code, but not on the list used up to IATI version 1.04. It may be intended as a CRS channel code. (1.7.10)

- In reporting-org 44000

The organisation identifier is missing. (1.2.2)

- In participating-org "" (role Accountable)
- In participating-org "" (role Implementing)

Participating organisations

The organisation type is missing. (6.4.1)

- In participating-org "" (role Accountable)
- In participating-org "" (role Implementing)

USE CASES

USE CASE Checking IATI files for errors and identifying ways to improve reporting processes

USER: IATI Publishing Organizations

STEPS

1. Navigate to the IATI Data Quality Feedback tool, which is free and public.
 2. Click “Browse Public IATI Data”
 3. Find your own organization, or the organization you want specific information on.
 4. Look through the organization’s files.
 5. Fix found issues that were found in the files, such as missing values or missing descriptions.
 6. Publish improved versions of the IATI data.
-

INTENDED OUTCOME: Publishers can understand the errors in their data, and can explore the different ways they can fix and improve those errors. Organizations can ensure their data is accurate and void of errors in advance of each IATI release.

USE CASE Checking if a specific file is of good enough data quality to be used in analysis

USER: Researcher

STEPS

1. Navigate to the IATI Data Quality Feedback tool, which is free and public.
 2. Click “Browse Public IATI Data”
 3. Find the funding organization you want specific information on.
 4. Look through the organization’s files, or find the file directly by using its ISO code if it is labeled by code (for example, World Bank files are labeled by code)
 5. After finding the right code and opening the file, note what issues the data has, or what data is missing from the file.
 6. Determine whether this data will be usable/useful or not for your analysis. For example, if a researcher wants to analyze gender components of World Bank projects in a country, he/she can search the IATI Data Quality Feedback tool, open the World Bank’s file for that country, and note whether relevant elements like policy markers are missing from project data. The researcher can then determine whether he/she will be able to easily run the intended gender analysis.
-

INTENDED OUTCOME: Researchers can use the tool to see how many, and what, issues exist within specific data files used for analysis. They can then determine if they can use this data in their analysis.

IATI-AIMS INTEGRATION

One of the uses for IATI data is for use in country government Aid Information Management Systems (AIMS). Systems such as Rwanda's DAD system and Myanmar's Mohinga include IATI import functions, however the two tools below have been highlighted due to the experiences being highly documented, and thus a resource for those interested in the experience. Additionally, Development Gateway's IATI-AIMS Import Tool is open source and could be used within other AIMS.

The following public AIMS have imported some of the data from IATI, although much of the data continues to be entered manually:

Senegal: <http://pgfe.finances.gouv.sn/portal>

Côte d'Ivoire: <http://pgfe.finances.gouv.ci>

Madagascar: <http://amp-madagascar.gov.mg>

Kosovo: <http://amp-mei.net/portal>

Tchad: <https://tchad.ampdev.net/portal>

Bangladesh: <http://aims.erd.gov.bd>

Rwanda: <https://dad.minecofin.gov.rw>

Myanmar: <https://mohinga.info>



IATI-AIMS IMPORT TOOL

<https://github.com/devgateway/iatiimport>

Reports and Training Guide: <https://www.developmentgateway.org/iatiaims>

Open Source, developed by Development Gateway

INTENDED AUDIENCE

The aim of this tool was to enable government AIMS administrators to import data they didn't have access to at the time, as well as to enable partnerships with interested donor country offices who would want to use the tool to lower their reporting burdens.

DESCRIPTION

The IATI-AIMS Import Tool pulls data from IATI into a country Aid Information Management System (AIMS), and walks the user through selecting projects and fields, mapping the fields and data between IATI and the AIMS, and importing it into the AIMS. The latest version of the tool allows for either searching for and automatically pulling data from IATI, or manually uploading an XML file. The tool is open source and has been used for importing data into multiple Aid Management Platforms (AMPs), and can also be integrated with any AIMS.

Import Process IATI 2.02 to AMP

- Select Data Source
- Select Version
- Filter Data**
- Choose Projects
- Choose Fields
- Map Values
- Review and Import

Filter Information

Select for each field, which values you would like to include as part of the import process

Activity Status

- 2 : Implementation
- 3 : Completion
- 1 : Pipeline/identification

Aid Type

- B03 : Contributions to specific-purpose programmes and funds managed by international organisations (multilateral, INGO)

Finance Type

- 110 : Aid grant excluding debt reorganisation



BANGLADESH IATI-AIMS IMPORT TOOL

<http://bd-iati.github.io/>

Open Source, Developed by Mark Brough

INTENDED AUDIENCE

The intended users are Government of Bangladesh AIMS administrators and donor country offices, allowing them to reduce the reporting burden of reporting to the AIMS

DESCRIPTION

Built for the Bangladesh AIMS, the Bangladesh IATI-AIMS import tool allows donors to search for project data from IATI by donor, map it to their AIMS data fields, and import it into their AIMS.

Bangladesh IATI – AIMS import

[Home](#) [Blog](#) [Background](#) [Data](#) [Development](#) [Documentation](#) [Final report](#) [About](#)

Developing sustainable processes for IATI import

Development partners have published a large amount of data on their aid activities through the International Aid Transparency Initiative (IATI). We're going to start using IATI data in Bangladesh's Aid Information Management System (AIMS).

The aim is to improve the quality of the data held in the AIMS and reduce the burden of data collection.

Resources

1. [Inception report \(PDF\)](#)
2. [Methodology report \(PDF\)](#)
3. [Presentation to IATI Steering Committee \(PDF\)](#)
4. IATI Members' Assembly presentations: [longer version \(PDF\)](#) / [lightning talk \(PDF\)](#)
5. [Final report \(PDF\)](#)

USE CASES

USE CASE Completing development analysis, including data from donors without in-country presence

USER: Recipient Country Governments

STEPS

1. Use the IATI-AIMS Import Tool to integrate IATI data into your organization's AIMS. In order to do so, the following steps must be considered:
 2. Retrieve IATI data using the tool.
 3. Decide what data you want to import, notably, which provider organization transactions should be imported if the organization receives funding from other organizations.
 4. Choose which projects you want to import (e.g. if administrative expenses are included in IATI field, but are not wanted in the AIMS, choose not to import those projects).
 5. Map data fields of IATI to AIMS.
 6. Import the data into the AIMS.
-

INTENDED OUTCOME: Improve the comprehensiveness of the data held in the AIMS by including data from donors that do not have an in-country presence and were not reporting before. Country governments can then use this information to monitor and track various sources of development assistance, for policy and budget creation, preparing for meetings, and for inclusion in presentations and reports. Additionally, many governments share this information publicly, making it usable as an accountability tool.

USE CASE Reducing level of effort in reporting to AIMS

USER: IATI Publishing Organization

STEPS

1. Read the IATI-AIMS Training Guide to identify how their IATI data should be reviewed for use in the AMP.
 2. Coordinate with the AIMS Government Administrators to understand the reporting requirements, AIMS field definitions, timeline for reporting, etc. This information may be available in a Data Management Plan.
 3. Work with donor HQ to make any needed changes to the existing IATI data. For example, if any additional location information is needed, or provider organization needs to be added to transactions, etc.
 4. Coordinate with the government to use the IATI-AIMS import tool to map the IATI data to the AMP fields.
 5. Update using the IATI-Import tool regularly with the saved field mapping, saving time and effort that previously was used to report data manually.
-

INTENDED OUTCOME: Reduce time and effort required of regular reporting to AIMS. Additionally, reduce duplication of effort that happens when country headquarters are already reporting to IATI and also have to report to AIMS.

APIs AND TECHNICAL TOOLS

These tools are suited for technical users, including software developers, who aim to develop systems and tools that draw on IATI data.



IATI REGISTRY AND DATASTORE API

<https://iatistandard.org/en/using-data/IATI-tools-and-resources/IATI-datastore/>

<http://reference.iatistandard.org/202/guidance/datastore/reference/data-api/>

<https://github.com/IATI/IATI-Datastore>

Maintained by IATI. *Note:* The IATI Registry APIs are limited, and the main CKAN APIs are maintained by Derilinx.

INTENDED AUDIENCE

Intended users include software developers and other technical users who want to pull and use IATI data in other systems and tools.

DESCRIPTION

Technical users can use the registry and datastore APIs to query IATI data. This data can then be pulled into other tools for visualization and analysis.

Using the IATI Datastore

Primarily for technical users, the IATI Datastore enables you to output data in different formats for various purposes.

IN THIS SECTION

- How do I use IATI data?
- How to get help with using IATI data
- How the IATI community is improving data use

The IATI Datastore holds all activity data published on development and humanitarian activities available on the IATI Registry. The Datastore is primarily aimed at users who have technical expertise in manipulating data. It lets you query the content of all IATI datafiles in a single place. In addition to XML, the IATI data can be downloaded in a spreadsheet (CSV) or JSON format.

We are in the process of outsourcing the development of a new Datastore. The current Datastore is an alpha version. This means that it does not yet contain all of the features planned and may return unexpected results. The alpha version is intended for user testing and feedback and, while you are encouraged to use it, it

USE CASES

USE CASE Pulling IATI data into IATI visualization tools, country AIMS systems, and other tools.

USER: Tool Builders

STEPS

1. Use the API endpoints to automatically pull IATI data into other tools that they have built to visualize or reference IATI data.
-

INTENDED OUTCOME: New data visualization tools are able to pull data directly from the IATI Registry and automatically update when a publisher updates their IATI file.

USE CASE Conducting data analysis

USER: Researcher

STEPS

1. Researchers with technical skills can access the raw IATI data via the API.
 2. They can then use other tools, including their own, to conduct data analysis.
-

INTENDED OUTCOME: The researcher is able to access all IATI data and use it to conduct data analysis. Further benefit of this is that the researcher is not limited to the information that has been made available in other tools.



OIPA

<https://www.oipa.nl/home>

<https://github.com/zimmerman-zimmerman/OIPA/>

Created by Zimmerman and Zimmerman

INTENDED AUDIENCE

Software developers, and other technical users who want to pull and use IATI data in other systems and tools.

DESCRIPTION

The OIPA (Open Aid IATI Parser and API) is a REST API which allows the user programmatic access to read IATI data, which can then be pulled into data visualization tools. The REST API responses can also be pulled as JSON.

The screenshot shows the OIPA website landing page. At the top, the text "[OIPA]" is displayed in large, bold, red letters. Below it, the title "Openaid IATI Parser and API" is written in white. A subtitle reads: "OIPA is an IATI data-engine providing a rich and usable API for managing IATI compliant data." A prominent red button labeled "OIPA on Github" is centered below the text. A navigation bar with a green background contains the links "Home", "The API", and "About us". The main content area is divided into three columns: "What is IATI?", "What is OIPA?", and "Docs". The "What is IATI?" section explains that IATI is a global aid transparency standard. The "What is OIPA?" section states that OIPA enables IATI standard compliant datasets to be easily parsed and interfaced using an API developed on the Django framework. The "Docs" section indicates that documentation is available at <http://docs.oipa.nl/en/latest/>. Below the "Docs" section is a "License" section, which states that OIPA is licensed under the GNU AFFERO GENERAL PUBLIC LICENSE.

USE CASES

USE CASE Pulling IATI data into IATI visualization tools, country AIMS systems, and other tools.

USER: Tool Builders

STEPS

1. On the OIPA website, navigate to the data visualization engine.
 2. Enter IATI standard compliant datasets into the data visualization engine.
 3. Use the data visualization engine to easily parse and interface the data.
 4. Use aggregations to benefit analysis.
-

INTENDED OUTCOME: In looking to build new systems such as a development tracker dashboard, organizations can use OIPA as a dynamic data engine that can process and visualize IATI data presented by both the organization and its partners and clients. The organization can also ensure that its system is up-to-date.

Differences between the different available APIs

Feature	Registry API	Datastore API	OIPA API
XML	X (raw)	X	X
JSON	X (api)	X	X
CSV	-	X	X
Raw files ²	X	-	X
Processed	-	X	X
Centralised	-	X	X
Aggregations	-	-	X
Exchange Rates	-	-	X
Reasonable Doc	-	X	X
Reasonable API	-	X	X
Filters	Some/poor docs	X	X
Recent Activity		~	X
Subjective Maturity	low-med	med	med
Unit tests	?	X	X
Full code access	-	-	X
Open Issues	?	~69	13

2. Direct access to the files on publishers servers across the web, i.e. not stored on the a centralized server.



PYIATI

<https://github.com/IATI/pyIATI>

Open Source, developed and maintained by IATI

INTENDED AUDIENCE

For use internally within Development Initiatives as they build various IATI tools, as well as by other IATI community developers as they build tools using IATI data.

DESCRIPTION

PyIATI is a Python library containing IATI functions to be used within various software projects. Its purpose is to reduce duplicative software building, and instead enable core modules that can be repurposed in various tools.

The screenshot shows the README.md file for the pyIATI project. It includes the following content:

- pyIATI**
- A developers' toolkit for IATI.
- Build status: `build passing` and `pypi v0.4.1`.
- Branch status: `master: requirements outdated` and `dev: requirements outdated`.
- Varying between: `stability experimental` and `stability unstable` (see docstrings).
- General Information**
- This is a Python module containing IATI functionality that would otherwise be replicated in many different locations by many different software projects.
- The contents of this library is at best unstable, and much is experimental.** As such, it must be expected that its contents and API will change over the short-to-medium term future. `Warning` sections in docstrings help flag up some particular known stability concerns. `Todo` sections describe known missing or incorrect features.
- Feedback, suggestions, use-case descriptions, bug reports and so on are much appreciated** - it's far better to know of issues earlier in the development cycle. Please use [Github Issues](#) for this.
- At present the library (`core`) represents much of the contents of the [IATI Single Source of Truth \(SSOT\)](#).
- More pleasant API naming, better hiding of underlying `lxml`, full documentation, improved error handling, and a greater number of tests for edge-cases are known key areas for improvement.
- General Installation for System Use**
- Code snippet:

```
# install software dependencies
ant-get install python-pip libxml2-dev libxslt-dev python-dev pandoc
```

RESOURCES FOR UNDERSTANDING THE STANDARD AND DATA

These resources include websites, user and training guides, and courses for those interested in learning more about the IATI standard, including how to publish to IATI, and how to use IATI. This includes agency specific guidelines, however, these can be useful resources for other organizations implementing IATI.



INTRODUCTION TO IATI

https://open.undp.org/Training/story_html5.html

UNDP

DESCRIPTION

A guided, online introduction to IATI, the value of IATI, publication, data use, and data quality concerns.

INTENDED AUDIENCE

Someone who has heard of IATI and wants to know more about what it entails, and potential publishers who want to know more about the processes.



A GUIDE TO IATI

<https://schoolofdata.org/courses/a-guide-to-iati-data/>

Created by School of Data

DESCRIPTION

A quick guide that helps readers understand what kinds of IATI data are online, where to find raw IATI data and metadata online.

INTENDED AUDIENCE

Someone who is brand new to IATI and wants to understand the basics of what it is and how to access the raw data.



IATI-AIMS TRAINING GUIDE

<https://www.developmentgateway.org/iatiaims>

Created by Development Gateway and Development Initiatives

DESCRIPTION

Training Guide on understanding IATI, and how to prepare IATI data to be imported into Aid Information Management Systems (AIMS), and step-by-step guide on how to use DG's IATI-AIMS import tool. The guides are available in French and English.

In addition to the Training Guide, DG provides several reports on their experience importing IATI data into AIMS, especially focused on the experience working with UNICEF in Madagascar and Senegal. The Summary Report includes a question and answer section for both country government AIMS managers and development partners who are interested in using IATI data in country AIMS.

INTENDED AUDIENCE

The Training Guide and reports are intended to help country government AIMS managers, and development partner and NGOs country offices that are interested in using IATI data to publish to AIMS.

GUIDELINES FOR PUBLISHING TO IATI

Several organizations have published their own guides on how to use and publish to IATI. This is particularly relevant as Donors have required implementing partners to publish project information to IATI. These guides are described below.



HOW TO USE THE IATI STANDARD-DUTCH PUBLICATION GUIDELINES FOR IMPLEMENTING PARTNERS

<https://www.government.nl/documents/publications/2015/12/01/open-data-and-development-cooperation>

Created by the Netherlands Ministry of Foreign Affairs (MFA)

DESCRIPTION

PDF user guide in English and French on how to use the IATI standard for publishing results and project information for activities financed by the Netherlands.

INTENDED AUDIENCE

Organizations that are beginning to publish to IATI, specifically Netherlands MFA implementing partners.



DFID IATI GUIDELINES

<https://www.gov.uk/government/publications/dfid-iati-guidelines>

Created by DFID

DESCRIPTION

Set of two user guides on how Dfid implementing partners should publish to IATI. The Policy Guide outlines DFID's transparency ambitions and expectations of partners, and provides an overview of what IATI data fields need to be provided. This guide is available as an HTML webpage, or as a PDF document.

The Technical Guide outlines what IATI fields need to be provided and provides in-depth technical guidance on how to fill them in and publish to IATI. This document is available as a PDF document.

INTENDED AUDIENCE

The Policy Guide is intended for senior management and programme managers within a publishing organization, specifically a DFID implementing partner.

The Technical Guide is targeted toward the IAT and technical team members of organizations beginning to publish to IATI, specifically DFID implementing partners.



USING IATI: A GUIDE FOR NGOS

<https://www.bond.org.uk/strengthen/iati-ngos>

Created by Bond

DESCRIPTION

A question and answer format to the commonly asked questions by NGOs who are publishing to IATI. It's broken up into the following categories: DFID and IATI; Partners; Frequently asked questions; Financial information; Unrestricted grants; Exclusions, and; Results.

INTENDED AUDIENCE

NGOs that are beginning to publish to IATI.



IATI PUBLISHING ESSENTIALS

<https://www.bond.org.uk/events/iati-publishing-essentials>

Provided by Bond

DESCRIPTION

One-day IATI publishing essentials course, which takes place in London. The course covers the following topics:

- How to develop a business case to create buy-in and resourcing within your organization
- A practical exercise on how to publish IATI data through AidStream
- An interactive insight into IATI data and its uses
- An understanding of the importance that project, finance, and results data has for publishing to IATI
- Donor specific requirements for transparency for the UK and the Netherlands.

The course is available for a fee, the cost of which depends on if participants are a member of Bond, and if the member annually spends greater than or less than £ 2million.

INTENDED AUDIENCE

Staff at organizations beginning to publish to IATI who will be part of the planning, managing, or operationalizing the IATI publication, and are able to attend the training locally in London.



IATI DATA PUBLISHING

<https://www.bond.org.uk/learning/iati-data-publishing>

Provided by Bond

DESCRIPTION

Two-week online course to support publishers of IATI data. The course trains on:

- What IATI is
- Using the IATI data standard to share information on funding and projects/programs
- Understanding how and why others use IATI data, including donors and partner organizations
- Creating an example IATI dataset using commonly used, free software such as AidStream

The course does have a fee, which is reduced for early-bird registration. The cost is less than the in-person training course.

INTENDED AUDIENCE

Staff at organizations who are starting to publish to IATI, and will be coordinating or managing the IATI publishing. Ideal for individuals not based in London, if the in-person training cost is prohibitive, or who prefer learning online.

IATI SERVICE PROVIDERS

These organizations offer a range of services around IATI. Technology providers develop tools for reporting to IATI and/or using IATI data. Support providers provide training, guidance, and support to organizations publishing to IATI and/or using IATI data.



Technology Providers



Other Support Services

AKVO

<https://akvo.org/>

Akvo aims to make governments and non-governmental organisations become more effective, accountable and collaborative. It has worked with over 20 governments and 200 organisations in more than 70 countries to improve the way they implement development projects and make decisions using data.

Akvo RSR (Really Simply Reporting) is an online tool that allows reporting to project results to IATI, and enables creation and sharing of reports in different formats. Akvo also helps users work with various formats, integrate different data sources, and ensure the data is useful for the audience.

BOND

<https://www.bond.org.uk/transparency/iati>

Bond is a network of organizations working to help eradicate poverty and inequality, connecting a group of over 400 diverse civil society organizations to influence the policies and practices of governments and institutions in the UK. It also provides a range of services to help organizations be more effective and improve the quality and impact of their work. Bond has built a set of detailed IATI Guides, on topics such as the IATI Registry and IATI identifiers, as well as

pages on topics like IATI Publishing Essentials and Transparency and IATI, reports such as Publishing Results to IATI, and in-person and online courses on IATI. These informational guidelines and course and sets of resources are useful for both implementers and funders, and serve as introductory resources on publishing to and using IATI. Finally, Bond provides a Helpdesk service for organizations publishing to IATI, which can be contacted at support@iatistandard.org.

CATALPA INTERNATIONAL

<https://catalpa.io/>

Catalpa focuses on design and innovative development, and is based in Timor-Leste. Catalpa builds tools to assist governments, NGOs, communities, and donors to make decisions to

improve the delivery of aid and services. Its Myanmar Aid Information Management System (AIMS) tool fuses international collected IATI data with locally collected aid data in a single integrated database.

DATA4DEVELOPMENT

<https://data4development.nl/en/diensten/iati-2/>

Data4Development provides services and tools to organizations to assist with publishing to IATI, monitoring the quality of the data to be published, and

creating public dashboards that display published IATI data.

DEVELOPMENT GATEWAY

<https://www.developmentgateway.org/>

Development Gateway (DG) provides data and digital solutions for international development. DG aims to make IATI data useful, usable, and put to use by development specialists, through initiatives that further IATI data use and aim to better understand IATI data use within country systems. As a technology provider, DG has developed the open source IATI-AIMS Import Tool, which allows integration of IATI data into any Aid Information Management System (AIMS), is fully integrated with DG's Aid Management Platform (AMP), and is adaptable to future IATI versions and different AIMS. We have also developed a Geocoding tool suite to ease the barrier to publishing location data. Our work as an implementation support provider is centered around ensuring data works where it counts. In 2015, DG initiated a program on the Use of IATI in

Country Systems to better understand government IATI awareness and use; priorities for aid data and how well existing IATI data meets these needs; perceptions of IATI value-add; operational, technical, and political barriers to using IATI in country AIMS; and ways in which IATI can better assist governments in leveraging data. DG also embedded Aid Management Fellows in Senegal and Madagascar to increase IATI data use in country systems, strengthening technical capacity to prepare and import UNICEF IATI data into their AMPs. Findings from this program have fed into detailed, open "how-to" guide on preparing and using IATI data for AIMS. DG also participated in the Initiative for Open Ag Funding to make IATI data more usable for agriculture practitioners.

DEVELOPMENT INITIATIVES

<http://devinit.org/>

Development Initiatives (DI) is an independent international development organization that focuses on the role of data in driving poverty eradication and sustainable development, based in Bristol, UK. DI played a catalytic role in creating and developing the IATI Standard. DI continues to be the technical lead within the IATI hosting consortium. It maintains the IATI standard and its technical infrastructure and support organisations to publish to the IATI Standard,

working to increase their reporting of comprehensive, timely and forward-looking data. DI also works with others in the IATI community to promote and support the use of IATI data. For example, it transforms IATI's machine-readable data into usable information through d-portal, and partnered with Development Gateway and UNICEF to train AIMS-IATI Fellows to help Madagascar and Senegal import UNICEF's IATI data into their AMPs.

DEVELOPMENT SEED

<https://developmentseed.org>

Development Seed, based in Washington, D.C., builds open source tools and products that aim to empower citizens with open data. It works across the globe on mapping data, platform building, and open data

projects, builds tools with open source infrastructure, and has been working with IATI data since its adoption.

OPEN DATA SERVICES

<http://www.opendataservices.coop/>

Open Data Services (ODS) provides technologies, support, and services related to the production, standardization, and use of open data – including training, consultancy, and software building that combines innovation and social engagement with open data. ODS has worked with organisations including Bond, SlovakAid, and Plan International UK

to support and develop their capacity to publish and use data as part of IATI. Working with the Initiative for Open Ag Funding, ODS provided technical assistance to organizations publishing to IATI, and developed CoVE for IATI, which was integrated into the OpenAid Publisher's Toolchain, to validate IATI data against the schema and key data quality indicators.

PUBLISH WHAT YOU FUND

<http://wetgenes.com/>

Publish What You Fund is a non-profit organization which aims to make aid and development information transparent, available, and used for effective decision-making. In addition to creating the Aid Transparency Index, ranking organizations on how well they meet

key aid transparency indicators, they have developed the Data Quality Tester and the Org File Visualiser. Their latest strategy aims to provide support to organizations to improve development transparency.

SYNERGY

www.synisys.com

Synergy is a global software company developing data-driven tools, including the Development Assistance Database (DAD) for government to track

and monitor development assistance. Synergy piloted integration of IATI into the Rwanda DAD.

WET GENES

<http://wetgenes.com/>

Wet Genes is a web development firm that designs online games and tools that are interactive and community-driven. Its tools are open-source, and are a diverse mix of interactive maps, programs, and

activities. Its Open Data projects are aimed at things like highlighting public art around cities, in addition to having developed d-portal.

YOUNG INNOVATIONS

<http://younginnovations.com.np/>

Young Innovations is an innovative technology company based in Nepal, and develops solutions that help collect, curate, and analyze data for clients. They aim to use open data to facilitate transparency and accountability, through tools such as Aidstream, Development Check, and OpenNepal. Specific to

IATI, the Aidstream allows organizations to enter and publish aid data in accordance with IATI format but without having to create XML, and is the most widely used platform in doing so – currently used in over 20 countries.

ZIMMERMAN AND ZIMMERMAN

<https://www.zimmermanzimmerman.nl/>

Zimmerman and Zimmerman is a data visualization agency based in Amsterdam, Netherlands. It has designed the open-source Openaid IATI Parser and API (OIPA) data visualization engine, which enables IATI standard compliant datasets to easily parse and interface that data using the API that has been developed on the Django framework. The tool also enables direct data transfer from any IATI dataset from

the registry. Websites and data portals using OIPA and created by Zimmerman and Zimmerman include the UNESCO Transparency Portal, Open UN-Habitat, Openaid NL, and the DfID Development Tracker. Zimmerman and Zimmerman's partners and clients include the Department for International Development (DfID), Dutch Ministry of Foreign Affairs, UNESCO, Aidsfonds, and others.

ANNEX ONE

Interviewees

Organization	Name
Brookings	Lorenz Noe
Care International UK	Daniel Hickin
Talk Africa	Winnie Kamau
UNDP	Abdul Riza, Annelise Parr
Oxfam	Aria Grabowski
Zimmerman and Zimmerman	Tristan Vaessen
Development Initiatives	Petya Kangalova, Kate Hughes
Madagascar Secretariat Technique Permanent Pour la Coordination de L'Aide	Zefania Romalahy
Bond	Tanaka Nyamadzawo, Sarah Johns
Bangladesh Ministry of Finance, Economic Relations Division	Md. Sabbir Biswas
IRC UK	Daniel MacKenzie
Publish What You Fund	James Coe

