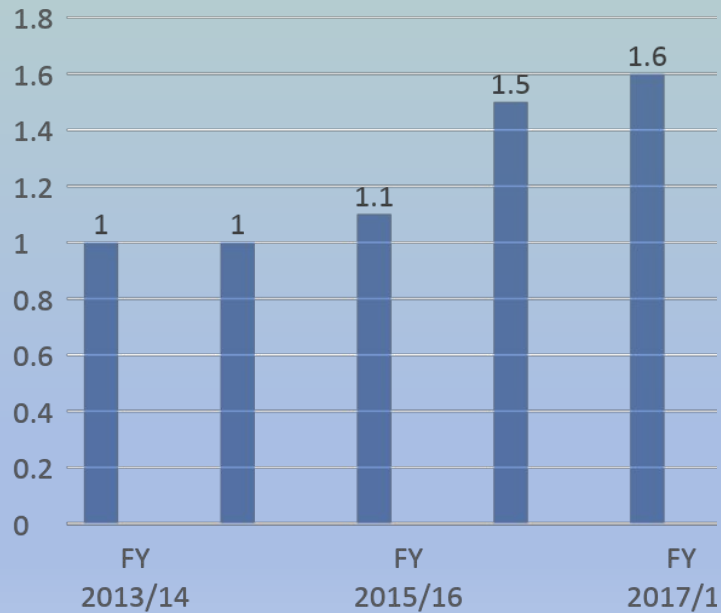




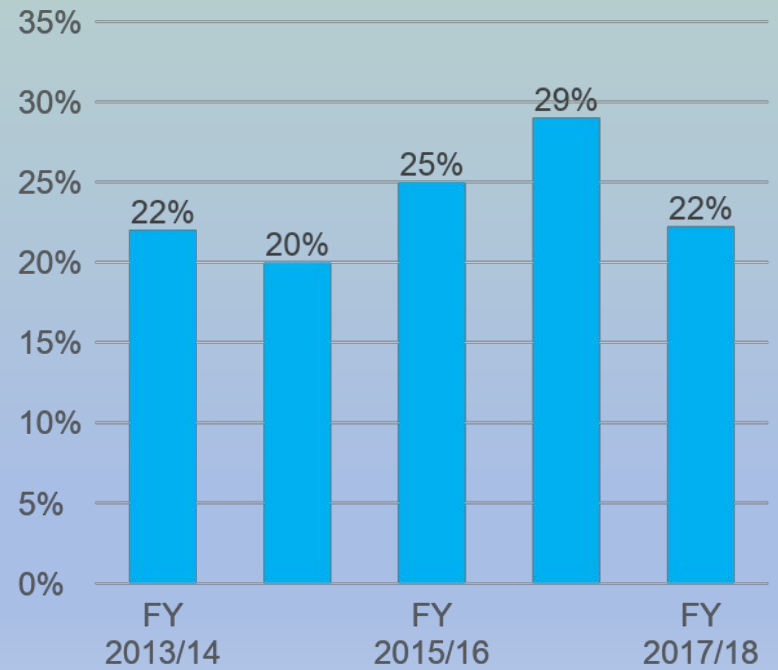
Exploring the possibility of IATI and AIMS Integration in Nepal

Foreign Aid Context in Nepal

ODA Disbursement (USD billions)
allocation

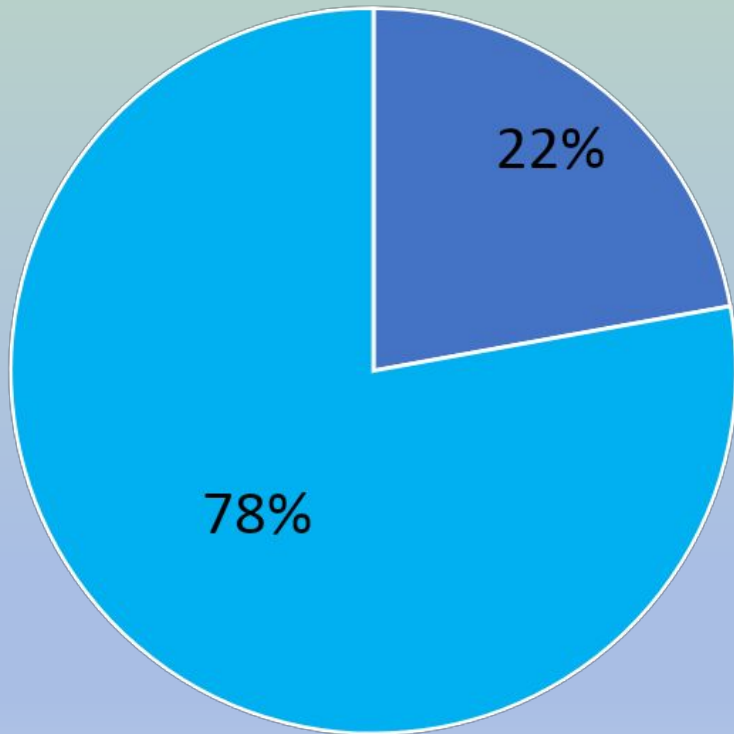


Share of ODA in national budget



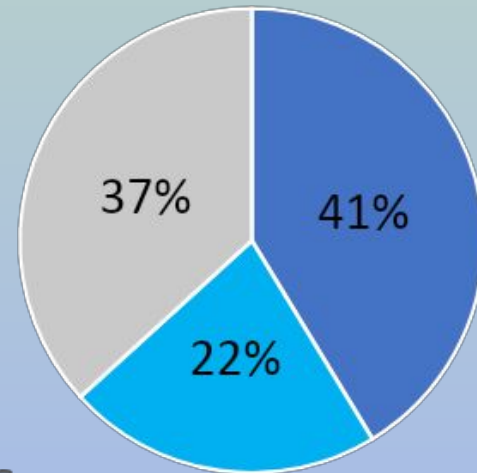
Foreign Aid Context....

On/off budget aid
(FY 2017/18)



■ Off Budget ■ On Budget

Composition of on-budget aid
(FY 2017/18)



■ World Bank Group
■ Asian Development Bank
■ Others

Government of Nepal policy/program/priority

- New constitution and new federal structure
- On-budget, aligned and result-based program support.
- Blended finance, south-south /triangular cooperation
- Visibility and transparency of aid flow to Nepal
- Digitization of Public Services and mapping of aid.
- Holistic/comprehensive information about all donors, projects, planned disbursement, off-budget/treasury aid
- Use of aid data- evidence based decision/policy
- Quality of data-conformity in reporting to AMIS and IATI

IATI and AMIS in Nepal

- AMP established in 2010; public portal in 2013
- New locally developed AMIS launched on 4 Sep 2019
- AMIS allows for IATI data import
- It has well established data fields- basis for DCR
- Nepal focus on IATI data for filling AMIS data gaps;
- **IATI data import for concrete value addition**
- With this in mind, MoF did rapid assessment using IATI technical team's checklist tool, to compare data availability and completeness between IATI and AMP



IATI Rapid Assessment

Study commissioned by MoF

Rapid Assessment findings

□ For most data fields- equal or better data in AMP than IATI. **BUT not so in** case for forward-expenditure information. Many Nepal's biggest donors are reporting this to IATI but not to AMP.

□ *Sample findings of forward-spending data reporting:*

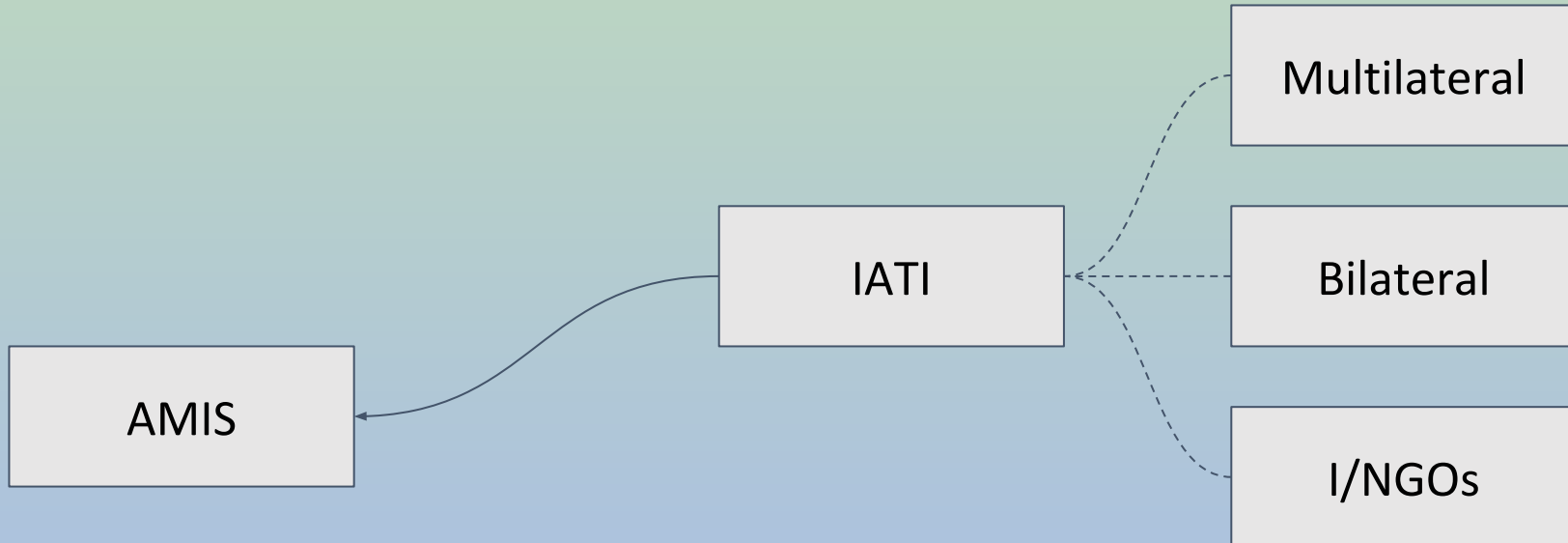
Donor	IATI	AMP
Asian Development Bank	Reported up to 2023	Not reported
World Bank Group	Reported up to 2023	Not reported
UK - DFID	Reported up to 2024	Reported up to 2020 for some projects
UNDP	Reported up to 2024	Reported up to 2020 for some projects



IATI Exploration Study

Study commissioned by MoF

IATI analysis for AMIS integration



Methodology

- **IATI Assessment**
 - IATI - AMIS field level mapping
 - Deeper dive into IATI and AMIS Data
 - Multilateral
 - Bilateral
 - NGOs
 - Analysis and Recommendation

IATI

AIMS

iati-activity/title/narrative

Project Title

AMP ID

iati-activity/activity-status/@code

Status

Status Reason

Outputs

iati-activity/description/@type=1/narrative

Input

Impact

iati-activity/description/@type=2/narrative

Outcome

iati-activity/policy-marker/@vocabulary=1/@code=6/@significance

Climate Change Relevance

Physical Progress

Gender Marker

Budget

Budget Head

IATI - AMIS Mapping

Multilateral Organisations

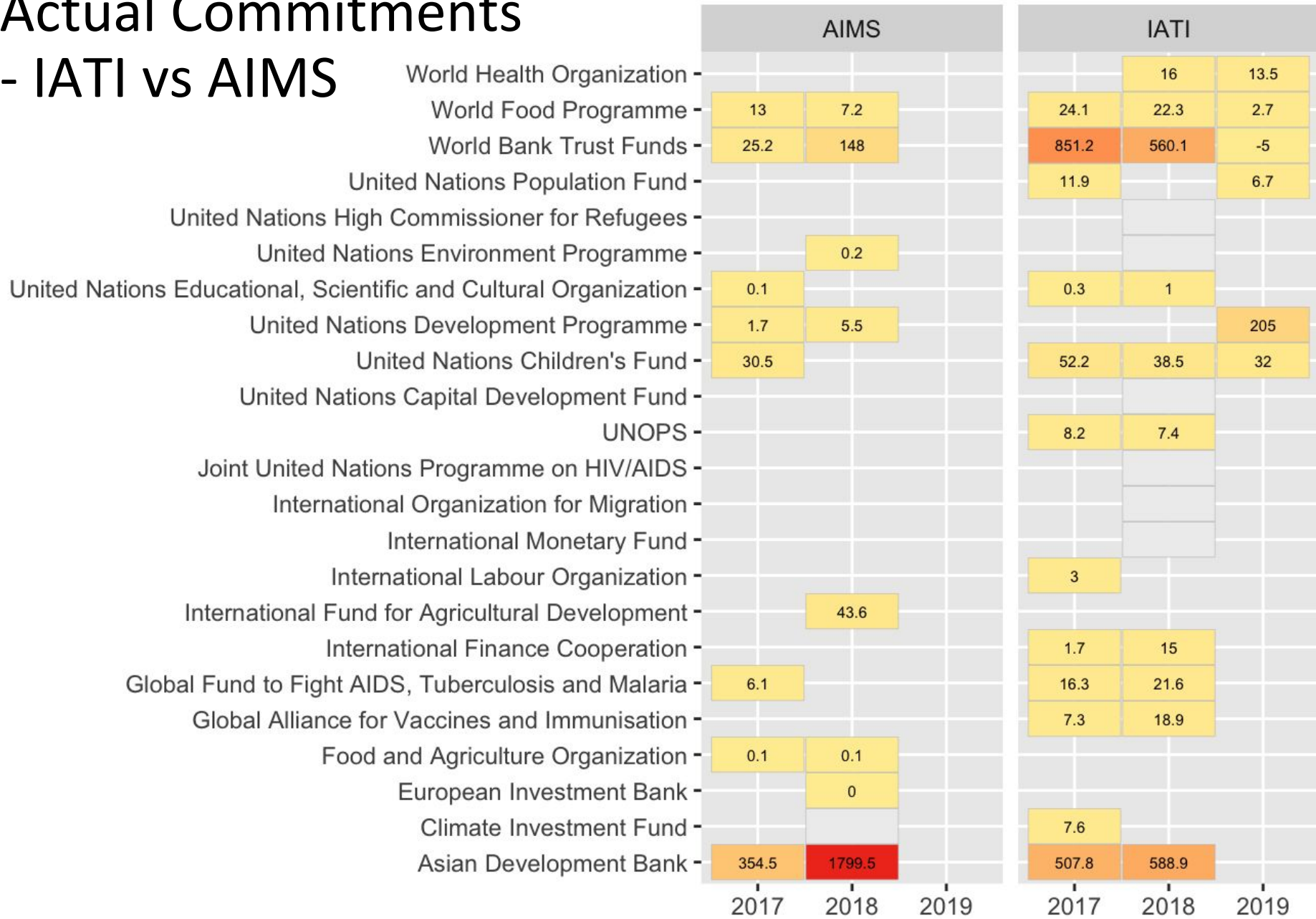
IATI Organisations	AIMS Organisations	Common in both IATI and AIMS
32	40	24

Total number of IATI Activities: 983

Total number of AIMS Activities: 912


Actual Commitments

- IATI vs AIMS



Planned Disbursements

- AMIS vs IATI



5.4.1.1 Asian Development Bank

Project Name	Commitment		Disbursement		Expenditure	
	AMIS	IATI	AMIS	IATI	AMIS	IATI
Disaster Resilience of School Project [AIMS IATI]	1,504,000,000	148,864,000	0	8,002,444	0	0
Rural Connectivity Improvement Project [AIMS IATI]	100,000,000	100,000,000	8,353,008	17,087,835	0	0
SASEC HIGHWAY IMPROVEMENT PROJECT [AIMS IATI]	180,000,000	186,800,000	0	17,073,710	0	0
South Asia Sub Regional Economic Cooperation Power System Expansion Project (SASEC) [AIMS IATI]	1,500,000,000	180,000,000	74,247,658	75,782,185	0	0
TA 8050-NEP: Bagmati River Basin Improving Project [AIMS IATI]	0	25,500,000	0	15,557,839	0	0
TA- 8627 SUPPORTING THE ESTBLSHNG WOMEN AND CHILDREN SERVICE CENTERS PROJ [AIMS IATI]	500,000	0	246,220	0	0	0
TA- 8817 Far-Western Region Urban Development Project [AIMS IATI]	0	150,000,000	1,052,827	42,564,062	0	0

5.4.1.3 United Nations Children's Fund

Project Name	Commitment		Disbursement		Expenditure	
	AMIS	IATI	AMIS	IATI	AMIS	IATI
1.6 National Child Protection System [AIMS IATI]	926,750	1,608,023	294,915	0	294,915	1,648,947
1.9: DRR and Climate Change Policies [AIMS IATI]	520,108	1,337,407	520,108	0	424,292	1,413,875
5.9 Communication Earthquake Emergency [AIMS IATI]	260,458	1,325,390	194,816	0	160,059	1,406,389
I.R. 1.3: WASH Plan and Finance Strategy [AIMS IATI]	81,598	1,761,730	82,378	0	60,278	1,793,754
I.R.2.3 District Water and Sanitation System [AIMS IATI]	14,227,856	15,603,016	14,227,856	0	14,135,856	16,547,828
IR 1.4: Equity-based Education Policies [AIMS IATI]	3,479,451	4,938,864	3,479,451	0	3,479,451	5,113,120
IR 2.10: District Emergency Preparedness [AIMS IATI]	8,138,639	16,367,143	8,138,639	0	7,662,540	17,083,557
IR 2.4: District Early Childhood Development System [AIMS IATI]	2,428,049	2,440,749	2,428,049	0	2,428,049	2,593,516
IR 2.5: District Child Friendly School System [AIMS IATI]	7,104,627	7,889,996	7,104,627	0	7,104,627	8,416,305

Bilateral Organisations - IATI vs AIMS

IATI Organisations	AIMS Organisations	Common in both IATI and AIMS
30	26	16

Total number of IATI Activities: 5276

Total number of AIMS Activities: 712

I/NGOs - AMIS vs IATI

IATI Organisations	AIMS Organisations	Common in both IATI and AIMS
123	187	26

Total number of IATI Activities: 2945

Total number of AIMS Activities: 654

General Assessment

- **IATI has more data point compared to AMIS** in terms of projects count but the **details of the data availability depends on the organisations.**
- In general, it can be said that **IATI has more data from NGOs and Bilateral Agencies** and on the **forward looking front.**
- It makes sense for the Ministry of Finance to have a **mechanism to compare IATI and AMIS data for each project / donors**

Benefits to MoF

- Have a **clear understanding of missing / confusing ones on:**
 - **Organizations** reporting to IATI but missing on AMIS
 - **Projects** in IATI but not in AMIS
- Use already available data in IATI after needful **validation / modify existing data.**
- Better coordination with **non-residential donors**
- Have better understanding of the **aid information landscape relevant to Nepal** in a single platform
- **Reliability** for risk assessment and negotiation → enhance **Capacity** → increased **Trust** → improved **Alignment** and → increased **Ownership** → end up with **Sustainability.**

Next Steps

- Develop **a separate Interfacing platform**
 - Extract Data from IATI
 - Extract Data from AMIS
 - Analysis and visualization on quality aspects and missing elements
- Conduct **in-depth use case analysis** focusing on **5 key donor agencies / NGOs** and selected **few line ministries**
- Develop **guideline for donor agencies** to improve data quality coming into AMIS
- Promote **use of aid data at sub-national and thematic areas.**

IATI / AMIS / TSA Assessment Report:

<http://data.yipl.com.np/aims-iati/index.html>

Username: iati

Password: aims



Thank You